



Sheds

Email: Larry@YourShedsDirect.com
 Website: <https://YourShedsDirect.com>

Always available for appointments please call or email to schedule.



Additional Options Shown:
 1- 24x36 Window
 2- Sets of Louver Shutters



ADDITIONAL OPTIONS SHOWN
 4- Ramp Sections



ADDITIONAL OPTIONS SHOWN
 1-Single 9-Lite Door, 2- 24x36 Windows, 2-Sets Louver Shutters, 6' Porch -Vinyl Rail & Pickets



ADDITIONAL OPTIONS SHOWN
 1- Garage Door, 1- Single Door, 1- 24x36 Window, 2 Sets of Louver Shutters

Standard Options



1- 72" Double Door



180°
 TEMPERED GLASS
 RATED



1- 24x36 Window



2- Standard Rectangle Vents



Architectural Shingles or Metal Roof



6'6" High Walls



Pressure Treated Floor Joists



5/8" Flooring



16"

16"on-center Walls, Roof, & Floor Joists



7/16" Sheathing on Walls & Roof



RAFTER TIES
 STANDARD

Only at Sheds Direct!

“ Nice guys, did a great job. Will recommend to anybody who needs a shed. ”

- James Pogany OH

Vinyl Standard

Designed to give you a maintenance free, yet elegant storage shed for any outdoor space. With attention to detail as well as price, you can't go wrong with the Vinyl Standard.

Size	Cash Price	24mo	36mo	48mo	60mo
8x12	\$2,395	\$142.56	\$110.88	\$94.14	\$84.93
8x16	\$2,695	\$160.42	\$124.77	\$105.94	\$95.57
10x12	\$2,695	\$160.42	\$124.77	\$105.94	\$95.57
10x16	\$2,995	\$178.27	\$138.66	\$117.73	\$106.21
10x20	\$7,895	\$469.94	\$365.51	\$310.34	\$279.96
12x12	\$3,495	\$208.04	\$161.81	\$137.38	\$123.94
12x16	\$3,995	\$237.80	\$184.95	\$157.04	\$141.67
12x20	\$4,495	\$267.56	\$208.10	\$176.69	\$159.40
12x24	\$4,995	\$297.32	\$231.25	\$196.34	\$177.13
12x28	\$5,595	\$333.04	\$259.03	\$219.93	\$198.40
12x32	\$6,295	\$374.70	\$291.44	\$247.44	\$223.23
14x16	\$5,195	\$309.23	\$240.51	\$204.21	\$184.22
14x20	\$5,795	\$344.94	\$268.29	\$227.79	\$205.50
14x24	\$6,495	\$386.61	\$300.69	\$255.31	\$230.32
14x28	\$7,295	\$434.23	\$337.73	\$286.75	\$258.69
14x32	\$8,095	\$481.85	\$374.77	\$318.20	\$287.06
14x36	\$8,995	\$535.42	\$416.44	\$353.58	\$318.97
14x40	\$9,895	\$588.99	\$458.10	\$388.95	\$350.89
14x44	\$10,795	\$642.56	\$499.77	\$424.33	\$382.80
14x48	\$11,695	\$696.13	\$541.44	\$459.71	\$414.72
14x52	\$12,595	\$749.70	\$583.10	\$495.09	\$446.63
14x56	\$13,495	\$803.27	\$624.77	\$530.46	\$478.55
14x60	\$14,495	\$862.80	\$671.06	\$569.77	\$514.01



Size	0-24"	24"-36"
8' Wide	\$100	\$200
10' Wide	\$150	\$275
12' Wide	\$225	\$375
14' Wide	\$325	\$500

There will be an additional charge for each pillar that exceeds these heights.

To determine total rental contract amount multiply the payment by the number of months in the contract term (example: with payment \$100 and contract term of 24 months, the total rental contract amount would equal \$2400).

Cash price and monthly payments do not include sales tax. Prices subject to change. Sizes per DOT regulations.

Additional Options

STRUCTURAL / PROTECTION

12" on-center floor joists	\$.50/sq ft
Partition Wall	\$100
Taller Wall Package (7')	\$285
Techshield (Roof Only)	\$1.00/sq ft
Techshield (Roof & Walls)	\$1.50/sq ft
50 Year Floor 3/4" T&G (8' wide)	\$45
50 Year Floor 3/4" T&G (10' wide)	\$65
50 Year Floor 3/4" T&G (12' wide)	\$85
50 Year Floor 3/4" T&G (14' wide)	\$105

INSULATION

Floor Only	\$1.00/sq ft
------------	--------------

CERTIFIED / ANCHORING

Engineered Drawings	\$195
4 Anchors	\$195
Extra Anchors	\$40/ea.

DOORS

36" Single Door	\$235
36" Single 9-Lite Door	\$265
72" Double Door	\$300
72" Double 9-Lite Door	\$400
36" Single 4-Lite Door	\$300
72" Double 4-Lite Door	\$430
36" Prehung Single Door	\$360
36" Prehung Single 9-Lite Door	\$390
Burglar Bars	\$215/ea.

WINDOWS

24x36 Window	\$75
30x36 Window	\$95
30x36 Insulated Window	\$125
Window Security Bars (24" only)	\$125/ea.
Louver Shutters	\$45/set
Raised Panel Shutters	\$65/set
Vinyl Flower Box	\$55

VENTS

Ridge Vent	\$8/lr ft
Octagon Vent (white)	\$45
1-Solar Vent	\$195
<i>(suggested on: 8x8-10x16)</i>	
2-Solar Vents	\$325
<i>(suggested on: 10x20-12x24)</i>	
3-Solar Vents	\$455
<i>(suggested on: 12x28 and up)</i>	

INTERIOR UPGRADES

2' Deep Work Bench	\$6/ft
3 Tier Shelves 1' Deep	\$12/ft
4' Deep Loft	\$12/ft
6' Deep Loft	\$18/ft
8' Deep Loft	\$24/ft
Pegboard 8'	\$45
Pegboard 10'	\$55
Pegboard 12'	\$65
Pegboard 14'	\$75
Heat & Air Unit	\$450
Air Conditioner	\$315

EXTERIOR UPGRADES

4' Porch -Vinyl Rail & Pickets	\$1295
6' Porch -Vinyl Rail & Pickets	\$1595
4' Porch -Wood Rail & Pickets	\$995
6' Porch -Wood Rail & Pickets	\$1195
Ramp Section (15 1/2" x 70")	\$48
<i>4 Sections for Double Door (not rated for heavy vehicles)</i>	

GARAGE DOORS

<i>(upgrades to 12" on-center Floor Joists)</i>	
7' Wide Garage Door (min 10')	\$595
8' Wide Garage Door (min 12')	\$595
9' Wide Garage Door (min 14')	\$695
Insulated Garage Door	\$145
Windows in Garage Door	\$125
Carriage Style Door	\$175

GARAGE DOOR OPENERS

Opener (+1 remote)	\$345
Additional remote	\$45

ELECTRICAL

Breaker Box	\$185
Light Switch	\$40
TamperProof Outlet/Receptacle	\$50
Interior Light	\$40
TamperProof GFCI Outlet	\$95



See price listed on back cover.



Sheds



Additional Options Shown:
1- 24x36 Window
2- Sets of Raised Panel Shutters



Shown with Double Door Door on end.



ADDITIONAL OPTIONS SHOWN
4' Porch - Vinyl Rail & Pickets, 1- Single 9-Lite Door, 2- 24x36 Windows, 3-Set of Louver Shutters



ADDITIONAL OPTIONS SHOWN
1- Garage Door, 1- Octagonal Vent, 1- 24x36 Window, 2- Sets of Louver Shutters, 1- Single 9-Lite Door

Standard Options



1- 72" Double Door



1- 24x36 Window



2- Standard Rectangle Vents



Architectural Shingles or Metal Roof



Overhang on all sides



Pressure Treated Floor Joists



5/8" Flooring



16" on-center Walls, Roof, & Floor Joists



7/16" Sheathing on Walls & Roof



Only at Sheds Direct!

Vinyl Deluxe

Our Vinyl Deluxe offers you a tall wall with an attractive overhang. This is one of Sheds Direct's best sellers! If you are looking to enhance your backyard and add storage, look no further!

TIP: Taller walls make bringing out your lawn tractor, golf cart, or other large items even easier.

Size	Cash Price	24mo	36mo	48mo	60mo
10x12	\$3,295	\$196.13	\$152.55	\$129.52	\$116.84
10x16	\$3,695	\$219.94	\$171.06	\$145.24	\$131.03
10x20	\$4,095	\$243.75	\$189.58	\$160.97	\$145.21
12x12	\$3,895	\$231.85	\$180.32	\$153.11	\$138.12
12x16	\$4,495	\$267.56	\$208.10	\$176.69	\$159.40
12x20	\$5,095	\$303.27	\$235.88	\$200.28	\$180.67
12x24	\$5,695	\$338.99	\$263.66	\$223.86	\$201.95
12x28	\$6,295	\$374.70	\$291.44	\$247.44	\$223.23
12x32	\$6,995	\$416.37	\$323.84	\$274.96	\$248.05
14x16	\$5,695	\$338.99	\$263.66	\$223.86	\$201.95
14x20	\$6,395	\$380.65	\$296.06	\$251.38	\$226.77
14x24	\$7,095	\$422.32	\$328.47	\$278.89	\$251.60
14x28	\$7,795	\$463.99	\$360.88	\$306.41	\$276.42
14x32	\$8,595	\$511.61	\$397.92	\$337.85	\$304.79
14x36	\$9,395	\$559.23	\$434.95	\$369.30	\$333.16
14x40	\$10,195	\$606.85	\$471.99	\$400.75	\$361.52
14x44	\$11,095	\$660.42	\$513.66	\$436.12	\$393.44
14x48	\$11,995	\$713.99	\$555.32	\$471.50	\$425.35
14x52	\$12,895	\$767.56	\$596.99	\$506.88	\$457.27
14x56	\$13,795	\$821.13	\$638.66	\$542.26	\$489.18
14x60	\$14,795	\$880.65	\$684.95	\$581.56	\$524.65



Size	0-24"	24"-36"
8' Wide	\$100	\$200
10' Wide	\$150	\$275
12' Wide	\$225	\$375
14' Wide	\$325	\$500

There will be an additional charge for each pillar that exceeds these heights.

To determine total rental contract amount multiply the payment by the number of months in the contract term (example: with payment \$100 and contract term of 24 months, the total rental contract amount would equal \$2400).

Cash price and monthly payments do not include sales tax. Prices subject to change. Sizes per DOT regulations.

Additional Options

STRUCTURAL / PROTECTION

12" on-center floor joists	\$.50/sq ft
Partition Wall	\$100
Techshield (Roof Only)	\$1.00/sq ft
Techshield (Roof & Walls)	\$1.50/sq ft
50 Year Floor 3/4" T&G (8' wide)	\$45
50 Year Floor 3/4" T&G (10' wide)	\$65
50 Year Floor 3/4" T&G (12' wide)	\$85
50 Year Floor 3/4" T&G (14' wide)	\$105

INSULATION

Floor Only	\$1.00/sq ft
------------	--------------

CERTIFIED / ANCHORING

Engineered Drawings	\$195
4 Anchors	\$195
Extra Anchors	\$40/ea.

DOORS

36" Single Door	\$235
36" Single 9-Lite Door	\$265
72" Double Door	\$300
72" Double 9-Lite Door	\$400
36" Single 4-Lite Door	\$300
72" Double 4-Lite Door	\$430
36" Prehung Single Door	\$360
36" Prehung Single 9-Lite Door	\$390
Burglar Bars	\$215/ea.

WINDOWS

24x36 Window	\$75
30x36 Window	\$95
30x36 Insulated Window	\$125
Window Security Bars(24"only)	\$125/ea.
Louver Shutters	\$45/set
Raised Panel Shutters	\$65/set
Vinyl Flower Box	\$55

VENTS

Ridge Vent	\$8/lr ft
Octagon Vent (white)	\$45
1-Solar Vent	\$195
<i>(suggested on: 8x8-10x16)</i>	
2-Solar Vents	\$325
<i>(suggested on: 10x20-12x24)</i>	
3-Solar Vents	\$455
<i>(suggested on: 12x28 and up)</i>	

INTERIOR UPGRADES

2' Deep Work Bench	\$6/ft
3 Tier Shelves 1' Deep	\$12/ft
4' Deep Loft	\$12/ft
6' Deep Loft	\$18/ft
8' Deep Loft	\$24/ft
Pegboard 8'	\$45
Pegboard 10'	\$55
Pegboard 12'	\$65
Pegboard 14'	\$75
Heat & Air Unit	\$450
Air Conditioner	\$315

EXTERIOR UPGRADES

4' Porch -Vinyl Rail & Pickets	\$1295
6' Porch -Vinyl Rail & Pickets	\$1595
4' Porch -Wood Rail & Pickets	\$995
6' Porch -Wood Rail & Pickets	\$1195
Ramp Section (15 1/2" x 70")	\$48
<i>4 Sections for Double Door (not rated for heavy vehicles)</i>	

GARAGE DOORS

<i>(upgrades to 12" on-center Floor Joists)</i>	
7' Wide Garage Door (min 10')	\$595
8' Wide Garage Door (min 12')	\$595
9' Wide Garage Door (min 14')	\$695
Insulated Garage Door	\$145
Windows in Garage Door	\$125
Carriage Style Door	\$175

GARAGE DOOR OPENERS

Opener (+1 remote)	\$345
Additional remote	\$45

ELECTRICAL

Breaker Box	\$185
Light Switch	\$40
TamperProof Outlet/Receptacle	\$50
Interior Light	\$40
TamperProof GFCI Outlet	\$95



See price listed on back cover.



Sheds



Additional Options Shown:
 1- Single 9-Lite Door
 2- 24x36 Windows
 3- Set of Louver Shutters
 1- Porch - Vinyl Rail & Pickets



ADDITIONAL OPTIONS SHOWN

1- 24x36 Window,
 2- Sets of Louver Shutters



The extra interior height is great!
 Additional Options Shown: Techshield
 on walls and roof.



ADDITIONAL OPTIONS SHOWN

1- 24x36 Window,
 2- Sets of Louver Shutters

Standard Options



1- 72" Double
 Door



1- 24x36 Window



2- Standard
 Rectangle Vents



Architectural
 Shingles or
 Metal Roof



6'6" High Walls



Pressure Treated
 Floor Joists



5/8" Flooring



16" on-center
 Walls, Roof,
 & Floor Joists



7/16" Sheathing
 on Walls & Roof



1- 4' Loft
 (8x12-10x12)



2- 4' Loft
 (10x16-14x60)



Only at Sheds Direct!

Vinyl Barn

When you step into your Vinyl Barn, you will immediately notice the extra storage space in the loft. This extra space is great for storing those items you might only need a couple times a year. Get the barn look and still stay maintenance free!

Size	Cash Price	24mo	36mo	48mo	60mo
8x12	\$2,995	\$178.27	\$138.66	\$117.73	\$106.21
8x16	\$3,295	\$196.13	\$152.55	\$129.52	\$116.84
10x12	\$3,495	\$208.04	\$161.81	\$137.38	\$123.94
10x16	\$3,895	\$231.85	\$180.32	\$153.11	\$138.12
10x20	\$4,295	\$255.65	\$198.84	\$168.83	\$152.30
12x12	\$3,995	\$237.80	\$184.95	\$157.04	\$141.67
12x16	\$4,595	\$273.51	\$212.73	\$180.62	\$162.94
12x20	\$5,195	\$309.23	\$240.51	\$204.21	\$184.22
12x24	\$5,795	\$344.94	\$268.29	\$227.79	\$205.50
12x28	\$6,495	\$386.61	\$300.69	\$255.31	\$230.32
12x32	\$7,195	\$428.27	\$333.10	\$282.82	\$255.14
14x16	\$5,995	\$356.85	\$277.55	\$235.65	\$212.59
14x20	\$6,695	\$398.51	\$309.95	\$263.17	\$237.41
14x24	\$7,395	\$440.18	\$342.36	\$290.68	\$262.23
14x28	\$8,095	\$481.85	\$374.77	\$318.20	\$287.06
14x32	\$8,795	\$523.51	\$407.18	\$345.72	\$311.88
14x36	\$9,595	\$571.13	\$444.21	\$377.16	\$340.25
14x40	\$10,495	\$624.70	\$485.88	\$412.54	\$372.16
14x44	\$11,395	\$678.27	\$527.55	\$447.92	\$404.08
14x48	\$12,295	\$731.85	\$569.21	\$483.29	\$435.99
14x52	\$13,195	\$785.42	\$610.88	\$518.67	\$467.91
14x56	\$14,095	\$838.99	\$652.55	\$554.05	\$499.82
14x60	\$14,995	\$892.56	\$694.21	\$589.43	\$531.74



Size	0-24"	24"-36"
8' Wide	\$100	\$200
10' Wide	\$150	\$275
12' Wide	\$225	\$375
14' Wide	\$325	\$500

There will be an additional charge for each pillar that exceeds these heights.

To determine total rental contract amount multiply the payment by the number of months in the contract term (example: with payment \$100 and contract term of 24 months, the total rental contract amount would equal \$2400).

Cash price and monthly payments do not include sales tax. Prices subject to change. Sizes per DOT regulations.

Additional Options

STRUCTURAL / PROTECTION

12" on-center floor joists	\$.50/sq ft
Partition Wall	\$100
Techshield (Roof Only)	\$1.00/sq ft
Techshield (Roof & Walls)	\$1.50/sq ft
50 Year Floor 3/4" T&G (8' wide)	\$45
50 Year Floor 3/4" T&G (10' wide)	\$65
50 Year Floor 3/4" T&G (12' wide)	\$85
50 Year Floor 3/4" T&G (14' wide)	\$105

INSULATION

Floor Only	\$1.00/sq ft
Walls Only	\$1.75/sq ft
Roof Only	\$1.75/sq ft
Floors, Roof & Walls	\$4.00/sq ft

CERTIFIED / ANCHORING

Engineered Drawings	\$195
4 Anchors	\$195
Extra Anchors	\$40/ea.

DOORS

36" Single Door	\$235
36" Single 9-Lite Door	\$265
72" Double Door	\$300
72" Double 9-Lite Door	\$400
36" Single 4-Lite Door	\$300
72" Double 4-Lite Door	\$430
36" Prehung Single Door	\$360
36" Prehung Single 9-Lite Door	\$390
Burglar Bars	\$215/ea.

WINDOWS

24x36 Window	\$75
30x36 Window	\$95
30x36 Insulated Window	\$125
Window Security Bars (24" only)	\$125/ea.
Louver Shutters	\$45/set
Raised Panel Shutters	\$65/set
Vinyl Flower Box	\$55

VENTS

Ridge Vent	\$8/lr ft
Octagon Vent (white)	\$45
1-Solar Vent	\$195
(suggested on: 8x8-10x16)	
2-Solar Vents	\$325
(suggested on: 10x20-12x24)	
3-Solar Vents	\$455
(suggested on: 12x28 and up)	

INTERIOR UPGRADES

2' Deep Work Bench	\$6/ft
3 Tier Shelves 1' Deep	\$12/ft
4' Deep Loft	\$12/ft
6' Deep Loft	\$18/ft
8' Deep Loft	\$24/ft
Pegboard 8'	\$45
Pegboard 10'	\$55
Pegboard 12'	\$65
Pegboard 14'	\$75
Heat & Air Unit	\$450
Air Conditioner	\$315

EXTERIOR UPGRADES

4' Porch -Vinyl Rail & Pickets	\$1295
6' Porch -Vinyl Rail & Pickets	\$1595
4' Porch -Wood Rail & Pickets	\$995
6' Porch -Wood Rail & Pickets	\$1195
Ramp Section (15 1/2" x 70")	\$48
4 Sections for Double Door	
(not rated for heavy vehicles)	

GARAGE DOORS

(upgrades to 12" on-center Floor Joists)	
7' Wide Garage Door (min 10')	\$595
8' Wide Garage Door (min 12')	\$595
9' Wide Garage Door (min 14')	\$695
Insulated Garage Door	\$145
Windows in Garage Door	\$125
Carriage Style Door	\$175

GARAGE DOOR OPENERS

Opener (+1 remote)	\$345
Additional remote	\$45

ELECTRICAL

Breaker Box	\$185
Light Switch	\$40
TamperProof Outlet/Receptacle	\$50
Interior Light	\$40
TamperProof GFCI Outlet	\$95



See price listed on back cover.



Additional Options Shown:
5- Sets of Raised
Panel Shutters
-Wiring

Why choose vinyl?

Over the years vinyl siding has proven its durability and its easy maintenance. If it gets dirty, it's easy to clean with just a water-hose or a rag. No hassle.

Standard Options



1- 36" Prehung
9-Lite Door
(swing in)



5- 24x36 Window



2- Standard
Rectangle Vents



Architectural
Shingles or
Metal Roof



6'6" High Walls



Pressure Treated
Floor Joists



5/8" Flooring



16" on-center
Walls, Roof,
& Floor Joists



"Wrap Around"
Porch w/ Vinyl
Posts & Pickets



Loft Over Porch



Treated Decking
Boards on Porch
Floor



Only at Sheds Direct!

Vinyl Retreat

Designed and built to have the Retreat experience you want, with no maintenance! Vinyl gives the basic Retreat some color and clean edges to personalize it to your taste.

Size	Cash Price	24mo	36mo	48mo	60mo
12x24	\$6,995	\$416.37	\$323.84	\$274.96	\$248.05
12x28	\$7,495	\$446.13	\$346.99	\$294.61	\$265.78
12x32	\$8,095	\$481.85	\$374.77	\$318.20	\$287.06
14x24	\$8,495	\$505.65	\$393.29	\$333.92	\$301.24
14x28	\$9,295	\$553.27	\$430.32	\$365.37	\$329.61
14x32	\$10,095	\$600.89	\$467.36	\$396.82	\$357.98
14x36	\$10,895	\$648.51	\$504.40	\$428.26	\$386.35
14x40	\$11,695	\$696.13	\$541.44	\$459.71	\$414.72
14x44	\$12,495	\$743.75	\$578.47	\$491.16	\$443.09
14x48	\$13,295	\$791.37	\$615.51	\$522.60	\$471.45
14x52	\$14,095	\$838.99	\$652.55	\$554.05	\$499.82
14x56	\$14,895	\$886.61	\$689.58	\$585.50	\$528.19
14x60	\$15,795	\$940.18	\$731.25	\$620.87	\$560.11



Size	0-24"	24"-36"
8' Wide	\$100	\$200
10' Wide	\$150	\$275
12' Wide	\$225	\$375
14' Wide	\$325	\$500

There will be an additional charge for each pillar that exceeds these heights.



To determine total rental contract amount multiply the payment by the number of months in the contract term (example: with payment \$100 and contract term of 24 months, the total rental contract amount would equal \$2400).

Cash price and monthly payments do not include sales tax. Prices subject to change. Sizes per DOT regulations.

Additional Options

STRUCTURAL / PROTECTION

12" on-center floor joists	\$.50/sq ft
Partition Wall	\$100
Techshield (Roof Only)	\$1.00/sq ft
Techshield (Roof & Walls)	\$1.50/sq ft
50 Year Floor 3/4" T&G (8' wide)	\$45
50 Year Floor 3/4" T&G (10' wide)	\$65
50 Year Floor 3/4" T&G (12' wide)	\$85
50 Year Floor 3/4" T&G (14' wide)	\$105

INSULATION

Floor Only	\$1.00/sq ft
------------	--------------

CERTIFIED / ANCHORING

Engineered Drawings	\$195
4 Anchors	\$195
Extra Anchors	\$40/ea.

DOORS

36" Single Door	\$235
36" Single 9-Lite Door	\$265
72" Double Door	\$300
72" Double 9-Lite Door	\$400
36" Single 4-Lite Door	\$300
72" Double 4-Lite Door	\$430
36" Prehung Single Door	\$360
36" Prehung Single 9-Lite Door	\$390
Burglar Bars	\$215/ea.

WINDOWS

24x36 Window	\$75
30x36 Window	\$95
30x36 Insulated Window	\$125
Window Security Bars (24" only)	\$125/ea.
Louver Shutters	\$45/set
Raised Panel Shutters	\$65/set
Vinyl Flower Box	\$55

VENTS

Ridge Vent	\$8/lr ft
Octagon Vent (white)	\$45
1-Solar Vent	\$195
<i>(suggested on: 8x8-10x16)</i>	
2-Solar Vents	\$325
<i>(suggested on: 10x20-12x24)</i>	
3-Solar Vents	\$455
<i>(suggested on: 12x28 and up)</i>	

INTERIOR UPGRADES

2' deep Work Bench	\$6/ft
3 Tier Shelves 1' wide	\$12/ft
4' Deep Loft	\$12/ft
6' Deep Loft	\$18/ft
8' Deep Loft	\$24/ft
Pegboard 8'	\$45
Pegboard 10'	\$55
Pegboard 12'	\$65
Pegboard 14'	\$75
Heat & Air Unit	\$450
Air Conditioner	\$315

EXTERIOR UPGRADES

Ramp Section (15 1/2" x 70")	\$48
<i>4 Sections for Double Door</i>	
<i>(not rated for heavy vehicles)</i>	

GARAGE DOORS

<i>(upgrades to 12" on-center Floor Joists)</i>	
7' Wide Garage Door (min 10')	\$595
8' Wide Garage Door (min 12')	\$595
9' Wide Garage Door (min 14')	\$695
Insulated Garage Door	\$145
Windows in Garage Door	\$125
Carriage Style Door	\$175

GARAGE DOOR OPENERS

Opener (+1 remote)	\$345
Additional remote	\$45

ELECTRICAL

Breaker Box	\$185
Light Switch	\$40
TamperProof Outlet/Receptacle	\$50
Interior Light	\$40
TamperProof GFCI Outlet	\$95

“ Good Bang for my buck. ”

– Kristen Anderson
Charlotte, NC





Sheds



Additional Options Shown:
1- Prehung Single 9-Lite Door
1- Double 9-Lite Door
Louver Shutters



ADDITIONAL OPTIONS SHOWN

Your weekend getaway



Durable yet cozy interior!
Additional Options Shown: Wiring,
Heating & Air Unit



1- Heating & Air Unit,
1- Prehung Single 9-Lite Door,
Vinyl Exterior

Standard Options



1- 36" Prehung Single Door (swing in)



1- 30x36 Double Pane Insulated Window



Ridge Vent



Insulated Walls, Roof, and Floor



Paneling on Walls and Ceiling



1- Breaker Box



1- Interior Light



1- Light Switch



4- Tamper Proof Receptacles



RAFTER TIES
STANDARD
Only at Sheds Direct!

STAINED SIDING
upgrade available

FREE!

Cottage

The ultimate in comfort and space! The Cottage is designed to be your backyard pool house, craft area, man-cave, office, or even great for lake getaways! Design your Cottage to meet your needs. There are many options available! Clean out that extra bedroom that you use for hobbies, and bring home your Cottage today!

Size	Cash Price	24mo	36mo	48mo	60mo
10X12	\$4,895	\$291.37	\$226.62	\$192.41	\$173.58
10X16	\$5,395	\$321.13	\$249.77	\$212.07	\$191.31
10X20	\$5,895	\$350.89	\$272.92	\$231.72	\$209.04
12X12	\$5,595	\$333.04	\$259.03	\$219.93	\$198.40
12X16	\$6,095	\$362.80	\$282.18	\$239.58	\$216.13
12X20	\$6,695	\$398.51	\$309.95	\$263.17	\$237.41
12X24	\$7,295	\$434.23	\$337.73	\$286.75	\$258.69
12X28	\$7,895	\$469.94	\$365.51	\$310.34	\$279.96
12X32	\$8,495	\$505.65	\$393.29	\$333.92	\$301.24
14X16	\$6,995	\$416.37	\$323.84	\$274.96	\$248.05
14X20	\$7,695	\$458.04	\$356.25	\$302.48	\$272.87
14X24	\$8,495	\$505.65	\$393.29	\$333.92	\$301.24
14X28	\$9,395	\$559.23	\$434.95	\$369.30	\$333.16
14X32	\$10,295	\$612.80	\$476.62	\$404.68	\$365.07
14X36	\$11,295	\$672.32	\$522.92	\$443.99	\$400.53
14X40	\$12,295	\$731.85	\$569.21	\$483.29	\$435.99
14X44	\$13,395	\$797.32	\$620.14	\$526.53	\$475.00
14X48	\$14,495	\$862.80	\$671.06	\$569.77	\$514.01



Size	0-24"	24"-36"
8' Wide	\$100	\$200
10' Wide	\$150	\$275
12' Wide	\$225	\$375
14' Wide	\$325	\$500

There will be an additional charge for each pillar that exceeds these heights.

To determine total rental contract amount multiply the payment by the number of months in the contract term (example: with payment \$100 and contract term of 24 months, the total rental contract amount would equal \$2400).

Cash price and monthly payments do not include sales tax. Prices subject to change. Sizes per DOT regulations.

Additional Options

STRUCTURAL / PROTECTION

12" on-center floor joists	\$.50/sq ft
Interior Wall	\$45/linear ft
Techshield (Roof Only)	\$1.00/sq ft
Techshield (Roof & Walls)	\$1.50/sq ft

INSULATION

XI Insulation	
10x12-10x20	\$750
12x12-12x32	\$975
14x16-14x60	\$1185

CERTIFIED / ANCHORING

Engineered Drawings	\$195
4 Anchors	\$195
Extra Anchors	\$40/ea.

DOORS

36" Prehung Single Door	\$360
36" Prehung Single 9-Lite Door	\$390
72" Prehung Double Door	\$500
72" Prehung Double 9-Lite Door	\$600
36" Interior Door	\$235
Burglar Bars	\$215/ea.

WINDOWS

30x36 Insulated Window	\$125
Window Security Bars(24"only)	\$125/ea.
Louver Shutters	\$45/set
Raised Panel Shutters	\$65/set
Vinyl Flower Box	\$55

INTERIOR UPGRADES

Interior Paint (single color)	
10' - 12' wide	\$425
14' wide	\$525
Air Conditioner	\$315
Baseboard Heat	\$185
Heating & Air Unit	\$450
Laminate Flooring	\$2.10/sq ft

EXTERIOR UPGRADES

4' Porch -Vinyl Rail & Pickets	\$1295
6' Porch -Vinyl Rail & Pickets	\$1595
4' Porch -Wood Rail & Pickets	\$995
6' Porch -Wood Rail & Pickets	\$1195
Ramp Section (15½" x 70")	\$48
4 Sections for Double Door (not rated for heavy vehicles)	

STYLE UPGRADES

Vinyl Deluxe	15% of cash price
Smart Barn	25% of cash price
Vinyl Barn	30% of cash price
Retreat	40% of cash price
Vinyl Retreat	45% of cash price

ELECTRICAL

Breaker Box	\$185
Light Switch	\$40
TamperProof Outlet/Receptacle	\$50
Interior Light	\$40
TamperProof GFCI Outlet	\$95

TIP:

If you want the Cottage as a pool house, but getting the delivery truck in isn't possible, we can build it on site.



See price listed on back cover.



Sheds



Additional Options Shown:
1- 24x36 Windows
1- Garage Door



ADDITIONAL OPTIONS SHOWN
1- 24x36 Window



Double Barn Doors shown on end.



ADDITIONAL OPTIONS SHOWN
2- 24x36 Windows,
1- Single 9-Lite Door, Taller Walls,
4' Porch -Wood Rail & Pickets

Standard Options



1- 72" Double Barn Door



1- 24x36 Window



2- Standard Rectangle Vents



Architectural Shingles or Metal Roof



6'6" High Walls



16" on-center Pressure Treated Floor Joists



5/8" Flooring



24" on-center Walls, and Roof



Sealed w/ Exterior Grade Stain



7/16" Sheathing on Roof



Only at Sheds Direct!

Utility

This budget friendly shed is as the name suggests. The "Utility" will provide practical everyday storage, year after year.

Size	Cash Price	24mo	36mo	48mo	60mo
8x12	\$1,695	\$100.89	\$78.47	\$66.63	\$60.11
8x16	\$2,245	\$133.63	\$103.94	\$88.25	\$79.61
10x12	\$2,145	\$127.68	\$99.31	\$84.32	\$76.06
10x16	\$2,575	\$153.27	\$119.21	\$101.22	\$91.31
10x20	\$3,195	\$190.18	\$147.92	\$125.59	\$113.30
12x12	\$3,045	\$181.25	\$140.97	\$119.69	\$107.98
12x16	\$3,195	\$190.18	\$147.92	\$125.59	\$113.30
12x20	\$3,645	\$216.96	\$168.75	\$143.28	\$129.26
12x24	\$4,175	\$248.51	\$193.29	\$164.11	\$148.05
12x28	\$4,825	\$287.20	\$223.38	\$189.66	\$171.10
12x32	\$5,395	\$321.13	\$249.77	\$212.07	\$191.31
14x16	\$4,595	\$273.51	\$212.73	\$180.62	\$162.94
14x20	\$5,095	\$303.27	\$235.88	\$200.28	\$180.67
14x24	\$5,675	\$337.80	\$262.73	\$223.07	\$201.24
14x28	\$6,375	\$379.46	\$295.14	\$250.59	\$226.06
14x32	\$7,275	\$433.04	\$336.81	\$285.97	\$257.98
14x36	\$8,125	\$483.63	\$376.16	\$319.38	\$288.12
14x40	\$8,775	\$522.32	\$406.25	\$344.93	\$311.17
14x44	\$9,675	\$575.89	\$447.92	\$380.31	\$343.09
14x48	\$10,575	\$629.46	\$489.58	\$415.68	\$375.00
14x52	\$11,475	\$683.04	\$531.25	\$451.06	\$406.91
14x56	\$12,375	\$736.61	\$572.92	\$486.44	\$438.83
14x60	\$13,275	\$790.18	\$614.58	\$521.82	\$470.7



Size	0-24"	24"-36"
8' Wide	\$100	\$200
10' Wide	\$150	\$275
12' Wide	\$225	\$375
14' Wide	\$325	\$500

There will be an additional charge for each pillar that exceeds these heights.

To determine total rental contract amount multiply the payment by the number of months in the contract term (example: with payment \$100 and contract term of 24 months, the total rental contract amount would equal \$2400).

Cash price and monthly payments do not include sales tax. Prices subject to change. Sizes per DOT regulations.

Additional Options

STRUCTURAL / PROTECTION

12" on-center floor joists	\$.50/sq ft
Partition Wall	\$100
Taller Wall Package (90" inside)	\$100
Techshield (Roof Only)	\$1.00/sq ft
50 Year Floor 3/4" T&G (8' wide)	\$45
50 Year Floor 3/4" T&G (10' wide)	\$65
50 Year Floor 3/4" T&G (12' wide)	\$85
50 Year Floor 3/4" T&G (14' wide)	\$105

CERTIFIED / ANCHORING

Engineered Drawings	\$195
4 Anchors	\$195
Extra Anchors	\$40/ea.

DOORS

36" Single Barn Door	\$50
72" Double Barn Door	\$100
36" Prehung Single Door	\$360
36" Prehung Single 9-Lite Door	\$390
Burglar Bars	\$215/ea.

WINDOWS

24x36 Window	\$75
Window Security Bars (24" only)	\$125/ea.

VENTS

Ridge Vent	\$8/lr ft
1-Solar Vent	\$195
(suggested on: 8x8-10x16)	
2-Solar Vents	\$325
(suggested on: 10x20-12x24)	
3-Solar Vents	\$455
(suggested on: 12x28 and up)	

INTERIOR UPGRADES

2' Deep Work Bench	\$6/ft
3 Tier Shelves 1' Deep	\$12/ft
4' Deep Loft	\$12/ft
6' Deep Loft	\$18/ft
8' Deep Loft	\$24/ft
Pegboard 8'	\$45
Pegboard 10'	\$55
Pegboard 12'	\$65
Pegboard 14'	\$75

EXTERIOR UPGRADES

4' Porch -Wood Rail & Pickets	\$995
6' Porch -Wood Rail & Pickets	\$1195
Ramp Section (15 1/2" x 70")	\$48
4 Sections for Double Door	
(not rated for heavy vehicles)	

GARAGE DOORS

(upgrades to 12" on-center Floor Joists)	
7' Wide Garage Door (min 10')	\$595
8' Wide Garage Door (min 12')	\$595
9' Wide Garage Door (min 14')	\$695
Insulated Garage Door	\$145
Windows in Garage Door	\$125
Carriage Style Door	\$175

GARAGE DOOR OPENERS

Opener (+1 remote)	\$345
Additional remote	\$45

ELECTRICAL

Breaker Box	\$185
Light Switch	\$40
TamperProof Outlet/Receptacle	\$50
Interior Light	\$40
TamperProof GFCI Outlet	\$95

BUILD ON SITE

25% of base price (\$750 minimum)



See price listed on back cover.



Sheds



Double Barn Doors shown on end.



ADDITIONAL OPTIONS SHOWN
1- 24x36 Window



ADDITIONAL OPTIONS SHOWN
6' Porch -Wood Rail & Pickets,
2- 24x36 Windows,
1- Single 9-Lite Door

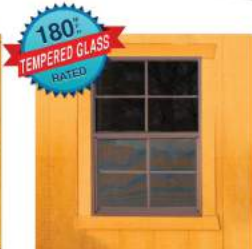


ADDITIONAL OPTIONS SHOWN
1- Garage Door,
1- 24x36 Window

Standard Options



1- 72" Double Barn Door



1- 24x36 Window



2- Standard Rectangle Vents



Architectural Shingles or Metal Roof



6'6" High Walls



Pressure Treated Floor Joists



5/8" Flooring



24" on-center Walls, and Roof



7/16" Sheathing on Roof



1- 4' Loft (8x12-10x12)
2- 4' Loft (10x16-16x20)



Sealed w/ Exterior Grade Stain



Only at Sheds Direct!

Lofted Barn

The Lofted Barn is a traditional multipurpose storage barn that works great for any home's outdoor space. Headroom isn't an issue with the lofted ceiling which makes this an optimal shed for your backyard.

Size	Cash Price	24mo	36mo	48mo	60mo
8x12	\$2,025	\$120.54	\$93.75	\$79.60	\$71.81
8x16	\$2,325	\$138.39	\$107.64	\$91.39	\$82.45
10x12	\$2,475	\$147.32	\$114.58	\$97.29	\$87.77
10x16	\$2,895	\$172.32	\$134.03	\$113.80	\$102.66
10x20	\$3,475	\$206.85	\$160.88	\$136.60	\$123.23
12x12	\$3,275	\$194.94	\$151.62	\$128.73	\$116.13
12x16	\$3,575	\$212.80	\$165.51	\$140.53	\$126.77
12x20	\$3,995	\$237.80	\$184.95	\$157.04	\$141.67
12x24	\$4,775	\$284.23	\$221.06	\$187.70	\$169.33
12x28	\$5,475	\$325.89	\$253.47	\$215.21	\$194.15
12x32	\$5,875	\$349.70	\$271.99	\$230.94	\$208.33
14x16	\$5,175	\$308.04	\$239.58	\$203.42	\$183.51
14x20	\$5,625	\$334.82	\$260.42	\$221.11	\$199.47
14x24	\$6,195	\$368.75	\$286.81	\$243.51	\$219.68
14x28	\$7,025	\$418.15	\$325.23	\$276.14	\$249.11
14x32	\$7,925	\$471.73	\$366.90	\$311.52	\$281.03
14x36	\$8,575	\$510.42	\$396.99	\$337.07	\$304.08
14x40	\$8,995	\$535.42	\$416.44	\$353.58	\$318.97
14x44	\$9,675	\$575.89	\$447.92	\$380.31	\$343.09
14x48	\$10,575	\$629.46	\$489.58	\$415.68	\$375.00
14x52	\$11,475	\$683.04	\$531.25	\$451.06	\$406.91
14x56	\$12,375	\$736.61	\$572.92	\$486.44	\$438.83
14x60	\$13,275	\$790.18	\$614.58	\$521.82	\$470.74



Size	0-24"	24"-36"
8' Wide	\$100	\$200
10' Wide	\$150	\$275
12' Wide	\$225	\$375
14' Wide	\$325	\$500

There will be an additional charge for each pillar that exceeds these heights.

To determine total rental contract amount multiply the payment by the number of months in the contract term (example: with payment \$100 and contract term of 24 months, the total rental contract amount would equal \$2400).

Cash price and monthly payments do not include sales tax. Prices subject to change. Sizes per DOT regulations.

Additional Options

STRUCTURAL / PROTECTION

12" on-center floor joists	\$.50/sq ft
Partition Wall	\$100
Techshield (Roof Only)	\$1.00/sq ft
50 Year Floor 3/4" T&G (8' wide)	\$45
50 Year Floor 3/4" T&G (10' wide)	\$65
50 Year Floor 3/4" T&G (12' wide)	\$85
50 Year Floor 3/4" T&G (14' wide)	\$105

CERTIFIED / ANCHORING

Engineered Drawings	\$195
4 Anchors	\$195
Extra Anchors	\$40/ea.

DOORS

36" Single Barn Door	\$50
72" Double Barn Door	\$100
36" Prehung Single Door	\$360
36" Prehung Single 9-Lite Door	\$390
Burglar Bars	\$215/ea.

WINDOWS

24x36 Window	\$75
Window Security Bars(24" only)	\$125/ea.

VENTS

Ridge Vent	\$8/lr ft
1-Solar Vent	\$195
<i>(suggested on: 8x8-10x16)</i>	
2-Solar Vents	\$325
<i>(suggested on: 10x20-12x24)</i>	
3-Solar Vents	\$455
<i>(suggested on: 12x28 and up)</i>	

INTERIOR UPGRADES

2' Deep Work Bench	\$6/ft
3 Tier Shelves 1' Deep	\$12/ft
4' Deep Loft	\$12/ft
6' Deep Loft	\$18/ft
8' Deep Loft	\$24/ft
Pegboard 8'	\$45
Pegboard 10'	\$55
Pegboard 12'	\$65
Pegboard 14'	\$75

EXTERIOR UPGRADES

4' Porch -Wood Rail & Pickets	\$995
6' Porch -Wood Rail & Pickets	\$1195
Ramp Section (15 1/2" x 70")	\$48
<i>4 Sections for Double Door</i>	
<i>(not rated for heavy vehicles)</i>	

GARAGE DOORS

<i>(upgrades to 12" on-center Floor Joists)</i>	
7' Wide Garage Door (min 10')	\$595
8' Wide Garage Door (min 12')	\$595
9' Wide Garage Door (min 14')	\$695
Insulated Garage Door	\$145
Windows in Garage Door	\$125
Carriage Style Door	\$175

GARAGE DOOR OPENERS

Opener (+1 remote)	\$345
Additional remote	\$45

ELECTRICAL

Breaker Box	\$185
Light Switch	\$40
TamperProof Outlet/Receptacle	\$50
Interior Light	\$40
TamperProof GFCI Outlet	\$95



See price listed on back cover.



Double Barn Doors shown on end.

What makes this shed so “Smart”?

Smart Sheds are made with specific material to give you the look of the Utility, but with less maintenance. Saving time, energy, and money is always a smart choice.

Standard Options



1- 72" Double Barn Door



1- 24x36 Window



2- Standard Rectangle Vents



Architectural Shingles or Metal Roof



6'6" High Walls



Pressure Treated Floor Joists



5/8" Flooring



16" on-center Walls, Roof, & Floor Joists



Exterior Grade Stain



Only at Sheds Direct!

“ Quality! We went to 5 or 6 other company builders. Like comparing a Mercedes to a VW Bug. ”

– Duane & Denise
Newton, NC

Smart Shed

All the everyday practicality of the Utility, but with *Smartside* exterior for added durability and longevity.

Size	Cash Price	24mo	36mo	48mo	60mo
8x12	\$2,195	\$130.65	\$101.62	\$86.28	\$77.84
8x16	\$2,495	\$148.51	\$115.51	\$98.07	\$88.48
10x12	\$2,595	\$154.46	\$120.14	\$102.00	\$92.02
10x16	\$2,995	\$178.27	\$138.66	\$117.73	\$106.21
10x20	\$3,395	\$202.08	\$157.18	\$133.45	\$120.39
12x12	\$3,295	\$196.13	\$152.55	\$129.52	\$116.84
12x16	\$3,795	\$225.89	\$175.69	\$149.17	\$134.57
12x20	\$4,295	\$255.65	\$198.84	\$168.83	\$152.30
12x24	\$4,895	\$291.37	\$226.62	\$192.41	\$173.58
12x28	\$5,495	\$327.08	\$254.40	\$216.00	\$194.86
12x32	\$6,195	\$368.75	\$286.81	\$243.51	\$219.68
14x16	\$5,095	\$303.27	\$235.88	\$200.28	\$180.67
14x20	\$5,695	\$338.99	\$263.66	\$223.86	\$201.95
14x24	\$6,395	\$380.65	\$296.06	\$251.38	\$226.77
14x28	\$7,195	\$428.27	\$333.10	\$282.82	\$255.14
14x32	\$7,995	\$475.89	\$370.14	\$314.27	\$283.51
14x36	\$8,815	\$524.70	\$408.10	\$346.50	\$312.59
14x40	\$9,795	\$583.04	\$453.47	\$385.02	\$347.34
14x44	\$10,695	\$636.61	\$495.14	\$420.40	\$379.26
14x48	\$11,595	\$690.18	\$536.81	\$455.78	\$411.17
14x52	\$12,495	\$743.75	\$578.47	\$491.16	\$443.09
14x56	\$13,395	\$797.32	\$620.14	\$526.53	\$475.00
14x60	\$14,295	\$850.89	\$661.81	\$561.91	\$506.91



Size	0-24"	24"-36"
8' Wide	\$100	\$200
10' Wide	\$150	\$275
12' Wide	\$225	\$375
14' Wide	\$325	\$500

There will be an additional charge for each pillar that exceeds these heights.

To determine total rental contract amount multiply the payment by the number of months in the contract term (example: with payment \$100 and contract term of 24 months, the total rental contract amount would equal \$2400).

Cash price and monthly payments do not include sales tax. Prices subject to change. Sizes per DOT regulations.

Additional Options

STRUCTURAL / PROTECTION

12" on-center floor joists	\$.50/sq ft
Partition Wall	\$100
Taller Wall Package (90" inside)	\$100
Techshield (Roof Only)	\$1.00/sq ft
Techshield (Roof & Walls)	\$1.50/sq ft
50 Year Floor 3/4" T&G (8' wide)	\$45
50 Year Floor 3/4" T&G (10' wide)	\$65
50 Year Floor 3/4" T&G (12' wide)	\$85
50 Year Floor 3/4" T&G (14' wide)	\$105

CERTIFIED / ANCHORING

Engineered Drawings	\$195
4 Anchors	\$195
Extra Anchors	\$40/ea.

DOORS

36" Single Barn Door	\$50
72" Double Barn Door	\$100
36" Prehung Single Door	\$360
36" Prehung Single 9-Lite Door	\$390
Burglar Bars	\$215/ea.

WINDOWS

24x36 Window	\$75
Window Security Bars (24" only)	\$125/ea.

VENTS

Ridge Vent	\$8/lr ft
1-Solar Vent	\$195
<i>(suggested on: 8x8-10x16)</i>	
2-Solar Vents	\$325
<i>(suggested on: 10x20-12x24)</i>	
3-Solar Vents	\$455
<i>(suggested on: 12x28 and up)</i>	

INTERIOR UPGRADES

2' Deep Work Bench	\$6/ft
3 Tier Shelves 1' Deep	\$12/ft
4' Deep Loft	\$12/ft
6' Deep Loft	\$18/ft
8' Deep Loft	\$24/ft
Pegboard 8'	\$45
Pegboard 10'	\$55
Pegboard 12'	\$65
Pegboard 14'	\$75

EXTERIOR UPGRADES

4' Porch -Wood Rail & Pickets	\$995
6' Porch -Wood Rail & Pickets	\$1195
Ramp Section (15 1/2" x 70")	\$48
<i>4 Sections for Double Door</i>	
<i>(not rated for heavy vehicles)</i>	

GARAGE DOORS

<i>(upgrades to 12" on-center Floor Joists)</i>	
7' Wide Garage Door (min 10')	\$595
8' Wide Garage Door (min 12')	\$595
9' Wide Garage Door (min 14')	\$695
Insulated Garage Door	\$145
Windows in Garage Door	\$125
Carriage Style Door	\$175

GARAGE DOOR OPENERS

Opener (+1 remote)	\$345
Additional remote	\$45

ELECTRICAL

Breaker Box	\$185
Light Switch	\$40
TamperProof Outlet/Receptacle	\$50
Interior Light	\$40
TamperProof GFCI Outlet	\$95



See price listed on back cover.



Additional Options Shown:
 1- 24x36 Window
 1- Set of Burglar Bars
 2- Set of Security Bars

Fun Fact:

The Burglar Bars latch in the middle allowing you to lock them, but when not in use they swing down and out of the way as not to interfere with the doors.

Standard Options



1- 72" Double Barn Door



1- 24x36 Window



2- Standard Rectangle Vents



Architectural Shingles or Metal Roof



6'6" High Walls



Pressure Treated Floor Joists



5/8" Flooring



16" on-center Walls, Roof, & Floor Joists



Sealed w/ Exterior Grade Stain



1- 4' Loft (8x12-10x12)



2- 4' Loft (10x16-14x60)



Only at Sheds Direct!

Smart Barn

All the features and benefits of the Lofted Barn, but with *Smartside* exterior for added durability and longevity.

Size	Cash Price	24mo	36mo	48mo	60mo
8x12	\$2,295	\$136.61	\$106.25	\$90.21	\$81.38
8x16	\$2,595	\$154.46	\$120.14	\$102.00	\$92.02
10x12	\$2,795	\$166.37	\$129.40	\$109.87	\$99.11
10x16	\$3,195	\$190.18	\$147.92	\$125.59	\$113.30
10x20	\$3,695	\$219.94	\$171.06	\$145.24	\$131.03
12x12	\$3,795	\$225.89	\$175.69	\$149.17	\$134.57
12x16	\$4,295	\$255.65	\$198.84	\$168.83	\$152.30
12x20	\$4,795	\$285.42	\$221.99	\$188.48	\$170.04
12x24	\$5,295	\$315.18	\$245.14	\$208.14	\$187.77
12x28	\$5,795	\$344.94	\$268.29	\$227.79	\$205.50
12x32	\$6,395	\$380.65	\$296.06	\$251.38	\$226.77
14x16	\$5,795	\$344.94	\$268.29	\$227.79	\$205.50
14x20	\$6,395	\$380.65	\$296.06	\$251.38	\$226.77
14x24	\$7,095	\$422.32	\$328.47	\$278.89	\$251.60
14x28	\$7,895	\$469.94	\$365.51	\$310.34	\$279.96
14x32	\$8,695	\$517.56	\$402.55	\$341.78	\$308.33
14x36	\$9,495	\$565.18	\$439.58	\$373.23	\$336.70
14x40	\$10,295	\$612.80	\$476.62	\$404.68	\$365.07
14x44	\$11,195	\$666.37	\$518.29	\$440.06	\$396.99
14x48	\$11,995	\$713.99	\$555.32	\$471.50	\$425.35
14x52	\$12,795	\$761.61	\$592.36	\$502.95	\$453.72
14x56	\$13,595	\$809.23	\$629.40	\$534.39	\$482.09
14x60	\$14,395	\$856.85	\$666.44	\$565.84	\$510.46



Size	0-24"	24"-36"
8' Wide	\$100	\$200
10' Wide	\$150	\$275
12' Wide	\$225	\$375
14' Wide	\$325	\$500

There will be an additional charge for each pillar that exceeds these heights.

To determine total rental contract amount multiply the payment by the number of months in the contract term (example: with payment \$100 and contract term of 24 months, the total rental contract amount would equal \$2400).

Cash price and monthly payments do not include sales tax. Prices subject to change. Sizes per DOT regulations.

Additional Options

STRUCTURAL / PROTECTION

12" on-center floor joists	\$.50/sq ft
Partition Wall	\$100
Techshield (Roof Only)	\$1.00/sq ft
Techshield (Roof & Walls)	\$1.50/sq ft
50 Year Floor 3/4" T&G (8' wide)	\$45
50 Year Floor 3/4" T&G (10' wide)	\$65
50 Year Floor 3/4" T&G (12' wide)	\$85
50 Year Floor 3/4" T&G (14' wide)	\$105

CERTIFIED / ANCHORING

Engineered Drawings	\$195
4 Anchors	\$195
Extra Anchors	\$40/ea.

DOORS

36" Single Barn Door	\$50
72" Double Barn Door	\$100
36" Prehung Single Door	\$360
36" Prehung Single 9-Lite Door	\$390
Burglar Bars	\$215/ea.

WINDOWS

24x36 Window	\$75
Window Security Bars(24" only)	\$125/ea.

VENTS

Ridge Vent	\$8/lr ft
1-Solar Vent	\$195
(suggested on: 8x8-10x16)	
2-Solar Vents	\$325
(suggested on: 10x20-12x24)	
3-Solar Vents	\$455
(suggested on: 12x28 and up)	

INTERIOR UPGRADES

2' Deep Work Bench	\$6/ft
3 Tier Shelves 1' Deep	\$12/ft
4' Deep Loft	\$12/ft
6' Deep Loft	\$18/ft
8' Deep Loft	\$24/ft
Pegboard 8'	\$45
Pegboard 10'	\$55
Pegboard 12'	\$65
Pegboard 14'	\$75

EXTERIOR UPGRADES

4' Porch -Wood Rail & Pickets	\$995
6' Porch -Wood Rail & Pickets	\$1195
Ramp Section (15 1/2" x 70")	\$48
4 Sections for Double Door	
(not rated for heavy vehicles)	

GARAGE DOORS

(upgrades to 12" on-center Floor Joists)

7' Wide Garage Door (min 10')	\$595
8' Wide Garage Door (min 12')	\$595
9' Wide Garage Door (min 14')	\$695
Insulated Garage Door	\$145
Windows in Garage Door	\$125
Carriage Style Door	\$175

GARAGE DOOR OPENERS

Opener (+1 remote)	\$345
Additional remote	\$45

ELECTRICAL

Breaker Box	\$185
Light Switch	\$40
TamperProof Outlet/Receptacle	\$50
Interior Light	\$40
TamperProof GFCI Outlet	\$95

BUILD ON SITE

25% of base price (\$750 minimum)





Shown with all standard options

TIP:

Bring your Do-It-Yourself skills to the table with this budget friendly structure. The Retreat's get-away floor plan gives you a great balance of indoor and outdoor space.

Standard Options



1- 36" Prehung 9-Lite Door (swing in)



5- 24x36 Window



2- Standard Rectangle Vents



Architectural Shingles or Metal Roof



6'6" High Walls



Pressure Treated Floor Joists



5/8" Flooring



24" on-center Walls, Roof, & Floor Joists



Sealed w/ Exterior Grade Stain



Loft Over Porch



Treated Decking Boards on Porch Floor



Only at Sheds Direct!

Retreat

The Retreat is our newest model to Sheds Direct's already huge line up of great outdoor products. Combining elegance with the look of a barn, the Retreat offers spacious storage as well as an inviting porch.

Size	Cash Price	24mo	36mo	48mo	60mo
12x24	\$6,695	\$398.51	\$309.95	\$263.17	\$237.41
12x28	\$7,195	\$428.27	\$333.10	\$282.82	\$255.14
12x32	\$7,795	\$463.99	\$360.88	\$306.41	\$276.42
14x24	\$8,095	\$481.85	\$374.77	\$318.20	\$287.06
14x28	\$8,795	\$523.51	\$407.18	\$345.72	\$311.88
14x32	\$9,595	\$571.13	\$444.21	\$377.16	\$340.25
14x36	\$10,395	\$618.75	\$481.25	\$408.61	\$368.62
14x40	\$11,195	\$666.37	\$518.29	\$440.06	\$396.99
14x44	\$11,995	\$713.99	\$555.32	\$471.50	\$425.35
14x48	\$12,795	\$761.61	\$592.36	\$502.95	\$453.72
14x52	\$13,595	\$809.23	\$629.40	\$534.39	\$482.09
14x56	\$14,395	\$856.85	\$666.44	\$565.84	\$510.46
14x60	\$15,195	\$904.46	\$703.47	\$597.29	\$538.83



Size	0-24"	24"-36"
8' Wide	\$100	\$200
10' Wide	\$150	\$275
12' Wide	\$225	\$375
14' Wide	\$325	\$500

There will be an additional charge for each pillar that exceeds these heights.



To determine total rental contract amount multiply the payment by the number of months in the contract term (example: with payment \$100 and contract term of 24 months, the total rental contract amount would equal \$2400).

Cash price and monthly payments do not include sales tax. Prices subject to change. Sizes per DOT regulations.

Additional Options

STRUCTURAL / PROTECTION

12" on-center floor joists	\$.50/sq ft
Partition Wall	\$100
Techshield (Roof Only)	\$1.00/sq ft
50 Year Floor 3/4" T&G (8' wide)	\$45
50 Year Floor 3/4" T&G (10' wide)	\$65
50 Year Floor 3/4" T&G (12' wide)	\$85
50 Year Floor 3/4" T&G (14' wide)	\$105

CERTIFIED / ANCHORING

Engineered Drawings	\$195
4 Anchors	\$195
Extra Anchors	\$40/ea.

DOORS

36" Single Barn Door	\$50
72" Double Barn Door	\$100
36" Prehung Single Door	\$360
36" Prehung Single 9-Lite Door	\$390
Burglar Bars	\$215/ea.

WINDOWS

24x36 Window	\$75
Window Security Bars(24" only)	\$125/ea.

VENTS

Ridge Vent	\$8/lr ft
1-Solar Vent	\$195
<i>(suggested on: 8x8-10x16)</i>	
2-Solar Vents	\$325
<i>(suggested on: 10x20-12x24)</i>	
3-Solar Vents	\$455
<i>(suggested on: 12x28 and up)</i>	

INTERIOR UPGRADES

2' deep Work Bench	\$6/ft
3 Tier Shelves 1' wide	\$12/ft
4' Deep Loft	\$12/ft
6' Deep Loft	\$18/ft
8' Deep Loft	\$24/ft
Pegboard 8'	\$45
Pegboard 10'	\$55
Pegboard 12'	\$65
Pegboard 14'	\$75

EXTERIOR UPGRADES

Ramp Section (15 1/2" x 70")	\$48
<i>4 Sections for Double Door (not rated for heavy vehicles)</i>	

GARAGE DOORS

<i>(upgrades to 12" on-center Floor Joists)</i>	
7' Wide Garage Door (min 10')	\$595
8' Wide Garage Door (min 12')	\$595
9' Wide Garage Door (min 14')	\$695
Insulated Garage Door	\$145
Windows in Garage Door	\$125
Carriage Style Door	\$175

GARAGE DOOR OPENERS

Opener (+1 remote)	\$345
Additional remote	\$45

ELECTRICAL

Breaker Box	\$185
Light Switch	\$40
TamperProof Outlet/Receptacle	\$50
Interior Light	\$40
TamperProof GFCI Outlet	\$95

“ Liked the looks and the way it was built. ”

- Charlie Hord
Denver, NC





Double Barn Doors shown on end.

How custom can I get?

It's up to you. With a variety of paint colors and building options we can build your perfect shed just how you want it.

Standard Options



1- 72" Double Barn Door



1- 24x36 Window



2- Standard Rectangle Vents



Architectural Shingles or Metal Roof



6'6" High Walls



Pressure Treated Floor Joists



5/8" Flooring



16" on-center Walls, Roof, & Floor Joists



7/16" Sheathing on Roof



Only at Sheds Direct

“ We looked at several other structures; yours are built the best. ”

– Keith & Lisa Bernhard
Monroe, NC

Painted Smart Shed

Smartside exterior doesn't just mean you have to have a painted wood finish. With the Painted Smart Shed you can bring color to your backyard with a wide range of paint and trim color options.

Size	Cash Price	24mo	36mo	48mo	60mo
8x12	\$2,395	\$142.56	\$110.88	\$94.14	\$84.93
8x16	\$2,695	\$160.42	\$124.77	\$105.94	\$95.57
10x12	\$2,695	\$160.42	\$124.77	\$105.94	\$95.57
10x16	\$2,995	\$178.27	\$138.66	\$117.73	\$106.21
10x20	\$3,395	\$202.08	\$157.18	\$133.45	\$120.39
12x12	\$3,495	\$208.04	\$161.81	\$137.38	\$123.94
12x16	\$3,995	\$237.80	\$184.95	\$157.04	\$141.67
12x20	\$4,495	\$267.56	\$208.10	\$176.69	\$159.40
12x24	\$4,995	\$297.32	\$231.25	\$196.34	\$177.13
12x28	\$5,595	\$333.04	\$259.03	\$219.93	\$198.40
12x32	\$6,295	\$374.70	\$291.44	\$247.44	\$223.23
14x16	\$5,195	\$309.23	\$240.51	\$204.21	\$184.22
14x20	\$5,795	\$344.94	\$268.29	\$227.79	\$205.50
14x24	\$6,495	\$386.61	\$300.69	\$255.31	\$230.32
14x28	\$7,295	\$434.23	\$337.73	\$286.75	\$258.69
14x32	\$8,095	\$481.85	\$374.77	\$318.20	\$287.06
14x36	\$8,995	\$535.42	\$416.44	\$353.58	\$318.97
14x40	\$9,895	\$588.99	\$458.10	\$388.95	\$350.89
14x44	\$10,795	\$642.56	\$499.77	\$424.33	\$382.80
14x48	\$11,695	\$696.13	\$541.44	\$459.71	\$414.72
14x52	\$12,595	\$749.70	\$583.10	\$495.09	\$446.63
14x56	\$13,495	\$803.27	\$624.77	\$530.46	\$478.55
14x60	\$14,495	\$862.80	\$671.06	\$569.77	\$514.01



Size	0-24"	24"-36"
8' Wide	\$100	\$200
10' Wide	\$150	\$275
12' Wide	\$225	\$375
14' Wide	\$325	\$500

There will be an additional charge for each pillar that exceeds these heights.

To determine total rental contract amount multiply the payment by the number of months in the contract term (example: with payment \$100 and contract term of 24 months, the total rental contract amount would equal \$2400).

Cash price and monthly payments do not include sales tax. Prices subject to change. Sizes per DOT regulations.

Additional Options

STRUCTURAL / PROTECTION

12" on-center floor joists	\$.50/sq ft
Partition Wall	\$100
Taller Wall Package (90" inside)	\$100
Techshield (Roof Only)	\$1.00/sq ft
Techshield (Roof & Walls)	\$1.50/sq ft
50 Year Floor 3/4" T&G (8' wide)	\$45
50 Year Floor 3/4" T&G (10' wide)	\$65
50 Year Floor 3/4" T&G (12' wide)	\$85
50 Year Floor 3/4" T&G (14' wide)	\$105

CERTIFIED / ANCHORING

Engineered Drawings	\$195
4 Anchors	\$195
Extra Anchors	\$40/ea.

DOORS

36" Single Barn Door	\$50
72" Double Barn Door	\$100
36" Prehung Single Door	\$360
36" Prehung Single 9-Lite Door	\$390
Burglar Bars	\$215/ea.

WINDOWS

24x36 Window	\$75
Window Security Bars (24" only)	\$125/ea.
Louver Shutters	\$45/set
Raised Panel Shutters	\$65/set
Vinyl Flower Box	\$55

VENTS

Ridge Vent	\$8/lr ft
1-Solar Vent	\$195
(suggested on: 8x8-10x16)	
2-Solar Vents	\$325
(suggested on: 10x20-12x24)	
3-Solar Vents	\$455
(suggested on: 12x28 and up)	

INTERIOR UPGRADES

2' Deep Work Bench	\$6/ft
3 Tier Shelves 1' Deep	\$12/ft
4' Deep Loft	\$12/ft
6' Deep Loft	\$18/ft
8' Deep Loft	\$24/ft
Pegboard 8'	\$45
Pegboard 10'	\$55
Pegboard 12'	\$65
Pegboard 14'	\$75

EXTERIOR UPGRADES

4' Porch -Wood Rail & Pickets	\$995
6' Porch -Wood Rail & Pickets	\$1195
Ramp Section (15 1/2" x 70")	\$48
4 Sections for Double Door	
(not rated for heavy vehicles)	

GARAGE DOORS

(upgrades to 12" on-center Floor Joists)	
7' Wide Garage Door (min 10')	\$595
8' Wide Garage Door (min 12')	\$595
9' Wide Garage Door (min 14')	\$695
Insulated Garage Door	\$145
Windows in Garage Door	\$125
Carriage Style Door	\$175

GARAGE DOOR OPENERS

Opener (+1 remote)	\$345
Additional remote	\$45

ELECTRICAL

Breaker Box	\$185
Light Switch	\$40
TamperProof Outlet/Receptacle	\$50
Interior Light	\$40
TamperProof GFCI Outlet	\$95



See price listed on back cover.



Additional Options Shown:
1- 24x36 Window
2- Sets of Louver Shutters

Tip:

If you plan on using your wheelbarrow often, we offer ramps to fit all door sizes so that going from inside to outside is a smooth transition.

Standard Options



1- 72" Double Barn Door



1- 24x36 Window



2- Standard Rectangle Vents



Architectural Shingles or Metal Roof



6'6" High Walls



Pressure Treated Floor Joists



5/8" Flooring



16" on-center Walls, Roof, & Floor Joists



7/16" Sheathing on Roof



1- 4' Loft (8x12-10x12)



2- 4' Loft (10x16-14x60)



Only at Sheds Direct!

Painted Smart Barn

The only thing to make a Smart Barn better is to add some color. Make your garden space a little more *you* with custom colors.

Size	Cash Price	24mo	36mo	48mo	60mo
8x12	\$2,495	\$148.51	\$115.51	\$98.07	\$88.48
8x12	\$2,595	\$154.46	\$120.14	\$102.00	\$92.02
8x16	\$2,895	\$172.32	\$134.03	\$113.80	\$102.66
10x12	\$3,195	\$190.18	\$147.92	\$125.59	\$113.30
10x16	\$3,595	\$213.99	\$166.44	\$141.31	\$127.48
10x20	\$3,995	\$237.80	\$184.95	\$157.04	\$141.67
12x12	\$3,795	\$225.89	\$175.69	\$149.17	\$134.57
12x16	\$4,395	\$261.61	\$203.47	\$172.76	\$155.85
12x20	\$4,995	\$297.32	\$231.25	\$196.34	\$177.13
12x24	\$5,595	\$333.04	\$259.03	\$219.93	\$198.40
12x28	\$6,195	\$368.75	\$286.81	\$243.51	\$219.68
12x32	\$6,895	\$410.42	\$319.21	\$271.03	\$244.50
14x16	\$5,595	\$333.04	\$259.03	\$219.93	\$198.40
14x20	\$6,295	\$374.70	\$291.44	\$247.44	\$223.23
14x24	\$6,995	\$416.37	\$323.84	\$274.96	\$248.05
14x28	\$7,695	\$458.04	\$356.25	\$302.48	\$272.87
14x32	\$8,495	\$505.65	\$393.29	\$333.92	\$301.24
14x36	\$9,295	\$553.27	\$430.32	\$365.37	\$329.61
14x40	\$10,095	\$600.89	\$467.36	\$396.82	\$357.98
14x44	\$10,995	\$654.46	\$509.03	\$432.19	\$389.89
14x48	\$11,895	\$708.04	\$550.69	\$467.57	\$421.81
14x52	\$12,795	\$761.61	\$592.36	\$502.95	\$453.72
14x56	\$13,695	\$815.18	\$634.03	\$538.33	\$485.64
14x60	\$14,695	\$874.70	\$680.32	\$577.63	\$521.10



Size	0-24"	24"-36"
8' Wide	\$100	\$200
10' Wide	\$150	\$275
12' Wide	\$225	\$375
14' Wide	\$325	\$500

There will be an additional charge for each pillar that exceeds these heights.

To determine total rental contract amount multiply the payment by the number of months in the contract term (example: with payment \$100 and contract term of 24 months, the total rental contract amount would equal \$2400).

Cash price and monthly payments do not include sales tax. Prices subject to change. Sizes per DOT regulations.

Additional Options

STRUCTURAL / PROTECTION

12" on-center floor joists	\$.50/sq ft
Partition Wall	\$100
Techshield (Roof Only)	\$1.00/sq ft
Techshield (Roof & Walls)	\$1.50/sq ft
50 Year Floor 3/4" T&G (8' wide)	\$45
50 Year Floor 3/4" T&G (10' wide)	\$65
50 Year Floor 3/4" T&G (12' wide)	\$85
50 Year Floor 3/4" T&G (14' wide)	\$105

CERTIFIED / ANCHORING

Engineered Drawings	\$195
4 Anchors	\$195
Extra Anchors	\$40/ea.

DOORS

36" Single Barn Door	\$50
72" Double Barn Door	\$100
36" Prehung Single Door	\$360
36" Prehung Single 9-Lite Door	\$390
Burglar Bars	\$215/ea.

WINDOWS

24x36 Window	\$75
Window Security Bars (24" only)	\$125/ea.
Louver Shutters	\$45/set
Raised Panel Shutters	\$65/set
Vinyl Flower Box	\$55

VENTS

Ridge Vent	\$8/lr ft
1-Solar Vent	\$195
(suggested on: 8x8-10x16)	
2-Solar Vents	\$325
(suggested on: 10x20-12x24)	
3-Solar Vents	\$455
(suggested on: 12x28 and up)	

INTERIOR UPGRADES

2' Deep Work Bench	\$6/ft
3 Tier Shelves 1' Deep	\$12/ft
4' Deep Loft	\$12/ft
6' Deep Loft	\$18/ft
8' Deep Loft	\$24/ft
Pegboard 8'	\$45
Pegboard 10'	\$55
Pegboard 12'	\$65
Pegboard 14'	\$75

EXTERIOR UPGRADES

4' Porch -Wood Rail & Pickets	\$995
6' Porch -Wood Rail & Pickets	\$1195
Ramp Section (15 1/2" x 70")	\$48
4 Sections for Double Door	
(not rated for heavy vehicles)	

GARAGE DOORS

(upgrades to 12" on-center Floor Joists)	
7' Wide Garage Door (min 10')	\$595
8' Wide Garage Door (min 12')	\$595
9' Wide Garage Door (min 14')	\$695
Insulated Garage Door	\$145
Windows in Garage Door	\$125
Carriage Style Door	\$175

GARAGE DOOR OPENERS

Opener (+1 remote)	\$345
Additional remote	\$45

ELECTRICAL

Breaker Box	\$185
Light Switch	\$40
TamperProof Outlet/Receptacle	\$50
Interior Light	\$40
TamperProof GFCI Outlet	\$95



See price listed on back cover.



Pet Shelters



RUN-IN SHED

With a 4 1/2 Pitch Metal Roof the Run-In Shed is a fast, effective, and affordable solution to shelter your animals from the elements.

RUN-IN SHED*

Size	Cash Price	24mo	36mo	48mo	60mo
10X24	\$3,895	\$231.85	\$180.32	\$153.11	\$138.12
12X20	\$4,295	\$255.65	\$198.94	\$168.83	\$152.30
12x24	\$4,995	\$297.32	\$231.25	\$196.34	\$177.13
12x28	\$5,695	\$338.99	\$263.66	\$223.86	\$201.95
12x32	\$6,495	\$386.61	\$300.69	\$255.31	\$230.32

HORSE BARN DELUXE*

Size	Cash Price	24mo	36mo	48mo	60mo
10X24	\$4,995	\$297.32	\$231.25	\$196.34	\$177.13
12X20	\$5,395	\$321.13	\$249.77	\$212.07	\$191.31
12X24	\$6,195	\$368.75	\$286.81	\$243.51	\$219.68
12X28	\$6,995	\$416.37	\$323.84	\$274.96	\$248.05
12x32	\$7,995	\$475.89	\$370.14	\$314.27	\$283.51



HORSE BARN DELUXE

Standard Features: Metal Roof, Safety Glass, Saddle Hangers, Grain Bin, Hay/Grain Feeder Combo, Shelves, Pressure Treated Floor Joists, 36" Wood Barn Door, Tack room with 5/8" Flooring (Additional opening on 32' Model)



DOG KENNELS*

Standard Features:

- 1- Adult Sized Door
- Architectural Shingles or Metal Roof
- 6'6" Wall Height
- Pressure Treated Floor Joists
- Techshield Roof
- 5/8" Flooring

Size	Runs	Cash Price	24mo	36mo
8x12	2- 4'x6'	\$2,695.00	\$160.42	\$124.77
8x16	2- 4'x9'	\$3,495	\$208.04	\$161.81
12x16	3- 4'x9'	\$3,995	\$237.80	\$184.95
12x28	6- 4'x9'	\$7,495.00	\$446.13	\$346.99

Cash price and monthly payments do not include sales tax. Prices subject to change. Sizes per DOT regulations.



Perfect for raising chickens on your hobby farm and enjoying fresh eggs right from your backyard!

Featuring: 8x10 (Five Nesting Boxes)

Chicken Coops

CHICKEN COOP*

Standard Features:

- Single Chicken Door
- Single Wooden Walk-In Door
- Easy Access Nesting Boxes
- Techshield Interior

Size	Cash Price	24mo
6x8	\$1,595	\$94.94
8x10	\$1,995	\$118.75

CHICKEN TRACTOR*

Standard Features:

- Movable
- Outside Pin
- Easy Access Doors inside and out
- Techshield Interior

Size	Cash Price
4x8	\$995.00

Cash price and monthly payments do not include sales tax. Prices subject to change. Sizes per DOT regulations.

Where do your eggs come from?



4x8 Chicken Tractor: priced at \$995



Featuring: 6x8 (Four Nesting Boxes)

*Customer Pick up only. RTO not available on this item.

Clubhouse

PAINTED CLUBHOUSE

Size	Cash Price	24mo	36mo	48mo
6x12	\$2,195	\$130.00	\$101.02	\$86.20
10x10	\$2,795	\$166.37	\$129.40	\$103.07

*Price subject to change. Taxes per DOT regulations.

To determine total retail contract amount multiply the amounts by the number of months in the contract term. Example: 10x10 priced at \$170 and contract term of 24 months, the total retail contract amount would equal \$4080.

Standard Features:

- 1- 36" Adult Size Door
- 1- Kid Size Door
- Kids Porch
- 3- 14x21 Windows
- 1- Kid Size Porch Swing
- Loft with a Ladder



LP SMARTSIDE



ADDITIONAL OPTIONS
14x21 Window
Flower Box

\$65
\$55

4 Anchors
Extra Anchors
Kid Size Porch Swing

\$195
\$40/ea.
\$75





Ask your local dealer about our Limited Lifetime Warranty that comes STANDARD on all our buildings.

Playhouse

Standard Features:

- 1- 36" Adult Size Door
- 1- Kid Size Door
- Kids Porch
- 3- 14x21 Windows
- 1- Kid Size Porch Swing
- Loft with a Ladder
- Architectural Shingles or Metal Roof

PAINTED BARN PLAYHOUSE

Size	Cash Price	24mo	36mo	48mo
8x12	\$2,595	\$154.46	\$123.14	\$102.00
8x16	\$3,195	\$190.18	\$147.92	\$125.59

Price subject to change. Size per DOT regulations.

To determine total rental cost, contact nearest retailer. The purchase fee (number of months in the contract) plus the monthly rental amount. \$1 for each contract year of 24 months, the total rental contract amount would equal \$2400.



LP SMARTSIDE



ADDITIONAL OPTIONS

14x21 Window
Flower Box

\$65
\$59

4 Anchors
Extra Anchors
Kid Size Porch Swing

\$195
\$40/ea.
\$75



Candyland

PAINTED CANDYLAND BARN PLAYHOUSE

Size	Cash Price	24mo	36mo	48mo
6X12	\$3,095	\$104.29	\$143.29	\$121.06
6X16	\$3,795	\$219.94	\$171.06	\$155.24

Standard Features:

- 1- 36" Adult Size Door
- 1- Kid Size Door
- Kids Porch
- 3- 14x21 Windows
- 1- Kid Size Porch Swing
- Loft with a Ladder
- Architectural Shingles or Metal Roof



ADDITIONAL OPTIONS

14x21 Window
Flower Box

\$65
\$50

4 Anchors
Extra Anchors
Kid Size Porch Swing

\$195
\$40/ea.
\$75



Candyland

Standard Features:

- 1- 36" Adult Size Door
- 1- Kid Size Door
- Kids Porch
- 3- 14x21 Windows
- 1- Kid Size Porch Swing (not shown)
- Loft with a Ladder
- Architectural Shingles or Metal Roof

PAINTED CANDYLAND CLUBHOUSE

Size	Cash Price	24mo	36mo	48mo
EX12	\$2,695	\$100.42	\$124.77	\$105.94
EX10	\$3,295	\$106.13	\$132.55	\$129.52



ADDITIONAL OPTIONS

14x21 Window
Flower Box

\$65
\$55

4 Anchors
Extra Anchors
Kid Size Porch Swing

\$105
\$40/iss.
\$75






Metal Roof



Black




Bright White



Light Gray



Charcoal



Brown




Green




Light Stone



Red



Bright Red
(+\$100)



Copper Penny
(+\$100)




Gallery Blue
(+\$100)



Burnished Slate
(+\$100)




Ivory
(+\$100)




Blue
(+\$100)



Burgundy
(+\$100)



Clay
(+\$100)



Tan
(+\$100)



White
(+\$100)



Zinc Gray
(+\$100)

Actual colors may vary.

Shingle Roof



Black



Desert



Dove



Green



Hearthstone



Heather



Sienna



Weathered



▶ - Not available on Chicken Coops, and Dog Kennels



Paint & Trim Colors



Almond



Blue



Clay



Cream



Firm



Gray



White



Tan



Pearl



Olive



Mist



Blue-S



Brown-S



Gray-S



Green-S



Red-S



Black-S



Purple



Lime Green

Paint



Orange



Pink



Carolina Blue



Naval



Hearthrob



Novel Lilac



Calypso



Daffodil



Exuberant Pink



○ - Only available on the Painted Clubhouse, Painted Barn Playhouse, Candyland Barn, Playhouse, and Candyland Clubhouse.



Vinyl



Almond

White

Mist

Gray

Clay



Cream

Tan

Pearl
(+\$100)

Flint
(+\$100)

Blue
(+\$100)



Olive
(+\$100)

Shutters and Flower Boxes



Red-S



White-S



Black-S



Gray-S



Green-S

Louvers



Raised Panel



Blue-S

(Lower Shutters only)



Brown-S

Flower Box

Add style and beauty to your shed with our vinyl flower boxes.



Doors



36" Single Barn Door
(Painted & Treated Available)



36" Single Door
* available in Prehung



36" Single 4-Lite Door



36" Single 9-Lite Door
* available in Prehung



72" Double Barn Door
(Painted & Treated Available)



72" Double Door



72" Double 4-Lite Door



72" Double 9-Lite Door



8'-9" Standard Garage Door



8'-9" Standard Garage Door
w/ Stockton Windows



8'-9" Standard Garage Door
w/ Summerston Windows

Doors/Windows

Windows



14x21



24x36



30x36

w/ insulated option available

* Brown windows are used for treated sheds.

SECURITY

Burglar Bars
(available for double
and single doors)

Windows Security Bars
(24" only)



For a complete list of
building options visit:
ShedsDirectinc.com

Garage Doors

Insulated garage doors are available for every style.



8-8 Carriage Style Garage Door



8-8 Carriage Style Garage Door
w/ Stockton Windows



8-8 Carriage Style Garage Door
w/ Summerton Windows