

Affordable Solutions - Shipshewana LLC
Amish Built Quality Craftsmanship



Storage Sheds by: Sheds Direct, Inc.

Swingsets & Playground Equipment

by: Swing Kingdom

Double Door Shedding Halls 0805 N. State Rd. 5

Poly Decking by:

Meadowview Backyard Furniture

Commercial & Residential Steeling Over Metal Roofs & Metal Siding by:

Metropolitan Metals (Free Estimates)

Phone: 574-822-1215

Fax: 866-296-7369

Email: Larry@YourShedsDirect.com

Website: <https://YourShedsDirect.com>

Appointments & Customer Location Visits Available

Shed Moving Services Available

****Always Available for Appointments****
Do you want us to review your site?
We will come to you!

Please call, email or complete a contact form on my website.
Thank you, in advance, Larry Smith



Sheds Direct

ALL BUILDINGS GET

LIMITED

LIFETIME

WARRANTY

AS A STANDARD !

Better Buildings!

Better Prices!

More Choices!



visit us online

shedsdirectinc.com



About Sheds Direct

Since day one, Sheds Direct has been striving to improve your shed buying experience! We began in the North Carolina Foothills and have since expanded to South Carolina, New York, Michigan, Virginia, West Virginia, Ohio, Pennsylvania, and Indiana.

Sheds Direct offers a full line-up of storage buildings including Vinyl, Painted, and Treated buildings. We also offer everything from playsets and playhouses to chicken coops, and dog kennels.

Our motto says it all! Better Buildings. Better Prices. You can't beat a Sheds Direct Barn's quality. Sheds Direct is determined to meet the demands of a high quality storage building at an affordable price. Our network of dealers can help you find the Sheds Direct building that is right for you! Be sure to visit our website at www.shedsdirectinc.com for more information!

GET SOCIAL!



shedsdirectinc.com

Vinyl Standard	4-5
Vinyl Deluxe	6-7
Vinyl Barn	8-9
Cottage	10-11
Utility	12-13
Lofted Barn	14-15
Smart Shed	16-17
Smart Barn	18-19
Painted Smart Shed	20-21
Painted Smart Barn	22-23
Dog Kennels & Chicken Coops	24
Clubhouses	25
Playhouses	26
Candyland	27-28
Building Options	29-35
Rent To Own & Financing	36

Specific to Sheds Direct

Just a few things that Sheds Direct does to make your experience the best it can be:

- **Jam** at every dealer. Our unique “business cards” are sure to make your buying experience a sweet one!
- **Diamond Plate** threshold for our doorways to help give extra strength and longevity to your shed.
- **Flexible payment** options. Pay with cash, check, Rent to Own, financing or credit card. (we accept all major credit cards)
- **Free Delivery** (up to 50 Miles from Sales Lot)
- **Numerous Special Options** offered. From flower boxes to burglar bars, you can design a building that is perfect for you.



Making Rent To Own Easy

Sheds Direct is leading the Rent To Own market from monthly terms to payment structure and ease of owning your own shed.



Additional Options Shown:
1- 24x36 Window
2- Sets of Louver Shutters



ADDITIONAL OPTIONS SHOWN

4- Ramp Sections



ADDITIONAL OPTIONS SHOWN

1-Single 9-Lite Door, 2- 24x36 Windows, 2-Sets Louver Shutters, 6' Porch -Vinyl Rail & Pickets



ADDITIONAL OPTIONS SHOWN

1- Garage Door, 1- Single Door, 1- 24x36 Window, 2 Sets of Louver Shutters

Standard Options



1- 72" Double Door



1- 24x36 Window



2- Standard Rectangle Vents



Architectural Shingles or Metal Roof



6'6" High Walls



Pressure Treated Floor Joists



5/8" Flooring



16"on-center Walls, Roof, & Floor Joists



7/16" Sheathing on Walls & Roof



“ Nice guys, did a great job. Will recommend to anybody who needs a shed. ”
— James Pogany OH

Vinyl Standard

Designed to give you a maintenance free, yet elegant storage shed for any outdoor space. With attention to detail as well as price, you can't go wrong with the Vinyl Standard.



Size	0-24"	24"-36"
8' Wide	\$100	\$200
10' Wide	\$150	\$275
12' Wide	\$225	\$375
14' Wide	\$325	\$500

There will be an additional charge for each pillar that exceeds these heights.

Size	Cash Price
8x12	\$2,395
8x16	\$2,695
10x12	\$2,795
10x16	\$2,995
10x20	\$3,395
12x12	\$3,495
12x16	\$3,995
12x20	\$4,495
12x24	\$4,995
12x28	\$5,595
12x32	\$6,295
14x16	\$5,195
14x20	\$5,795
14x24	\$6,495
14x28	\$7,295
14x32	\$8,095
14x36	\$8,995
14x40	\$9,895
14x44	\$10,795
14x48	\$11,695
14x52	\$12,595
14x56	\$13,495
14x60	\$14,495

Cash prices do not include sales tax. Prices subject to change.
Sizes per DOT regulations.

Additional Options

STRUCTURAL / PROTECTION

12" on-center floor joists	\$145
2x6 floor joist upgrade	\$100
Partition Wall	\$285
Taller Wall Package (7')	\$1.00/sq ft
Techshield (Roof Only)	\$1.50/sq ft
Techshield (Roof & Walls)	\$45
50 Year Floor 3/4" T&G (8' wide)	\$65
50 Year Floor 3/4" T&G (10' wide)	\$85
50 Year Floor 3/4" T&G (12' wide)	\$105
50 Year Floor 3/4" T&G (14' wide)	

INSULATION

Floor Only	\$1.00/sq ft
------------	--------------

CERTIFIED / ANCHORING

Engineered Drawings	\$195
4 Anchors	\$195
Extra Anchors	\$40/ea

DOORS

36" Single Door	\$235
36" Single 9-Lite Door	\$265
72" Double Door	\$300
72" Double 9-Lite Door	\$400
36" Single 4-Lite Door	\$300
72" Double 4-Lite Door	\$430
Burglar Bars	\$215/ea

WINDOWS

24x36 Window	\$75
30x36 Window	\$95
30x36 Insulated Window	\$125
Window Security Bars (24" only)	\$125/ea
Louver Shutters	\$45/set
Raised Panel Shutters	\$65/set
Vinyl Flower Box	\$55

VENTS

Ridge Vent	\$8/lr ft
Octagon Vent (white)	\$45
1-Solar Vent	\$195
(suggested on: 8x8-10x16)	
2-Solar Vents	\$325
(suggested on: 10x20-12x24)	
3-Solar Vents	\$455
(suggested on: 12x28 and up)	

INTERIOR UPGRADES

2' Deep Work Bench	\$6/ft
3 Tier Shelves 1' Deep	\$12/ft
4' Deep Loft	\$12/ft
6' Deep Loft	\$18/ft
8' Deep Loft	\$24/ft
Pegboard 8'	\$45
Pegboard 10'	\$55
Pegboard 12'	\$65
Pegboard 14'	\$75
Heat & Air Unit	\$450
Air Conditioner	\$315

EXTERIOR UPGRADES

4' Porch -Vinyl Rail & Pickets	\$1295
6' Porch -Vinyl Rail & Pickets	\$1595
4' Porch -Wood Rail & Pickets	\$995
6' Porch -Wood Rail & Pickets	\$1195
Ramp Section (15 1/2" x 70")	\$48
4 Sections for Double Door	
(not rated for heavy vehicles)	

GARAGE DOORS

(upgrades to 12" on-center Floor Joists)	
7' Wide Garage Door (min 10')	\$595
8' Wide Garage Door (min 12')	\$595
9' Wide Garage Door (min 14')	\$695
Insulated Garage Door	\$145
Windows in Garage Door	\$125
Carriage Style Door	\$175

GARAGE DOOR OPENERS

Opener (+1 remote)	\$345
Additional remote	\$45

ELECTRICAL

Breaker Box	\$185
Light Switch	\$40
TamperProof Outlet/Receptacle	\$50
Interior Light	\$40
	\$95





Additional Options Shown:
1- 24x36 Window
2- Sets of Raised Panel Shutters



Shown with Double Door
Door on end.



ADDITIONAL OPTIONS SHOWN
4' Porch -Vinyl Rail & Pickets, 1- Single
9-Lite Door, 2- 24x36 Windows, 3-Set of
Louver Shutters



ADDITIONAL OPTIONS SHOWN
1- Garage Door, 1- Octagonal Vent,
1- 24x36 Window, 2- Sets of Louver
Shutters, 1- Single 9-Lite Door

Standard Options



1- 72" Double
Door



1- 24x36 Window



2- Standard
Rectangle Vents



Architectural
Shingles or
Metal Roof



Overhang on
all sides



Pressure Treated
Floor Joists



5/8" Flooring



16"on-center
Walls, Roof,
& Floor Joists



7/16" Sheathing
on Walls & Roof



Only at Sheds Direct

Vinyl Deluxe

Our Vinyl Deluxe offers you a tall wall with an attractive overhang. This is one of Sheds Direct's best sellers! If you are looking to enhance your backyard and add storage, look no further!

TIP: Taller walls make bringing out your lawn tractor, golf cart, or other large items even easier.



Size	0-24"	24"-36"
8' Wide	\$100	\$200
10' Wide	\$150	\$275
12' Wide	\$225	\$375
14' Wide	\$325	\$500

There will be an additional charge for each pillar that exceeds these heights.

Size	Cash Price
10x12	\$3,295
10x16	\$3,695
10x20	\$4,095
12x12	\$3,895
12x16	\$4,495
12x20	\$5,095
12x24	\$5,695
12x28	\$6,295
12x32	\$6,995
14x16	\$5,695
14x20	\$6,395
14x24	\$7,095
14x28	\$7,795
14x32	\$8,595
14x36	\$9,395
14x40	\$10,195
14x44	\$11,095
14x48	\$11,995
14x52	\$12,895
14x56	\$13,795
14x60	\$14,795

Cash prices do not include sales tax. Prices subject to change. Sizes per DOT regulations.

Additional Options

STRUCTURAL / PROTECTION

12" on-center floor joists	\$.50/ sq ft
2x6 floor joist upgrade	\$145
Partition Wall	\$100
Techshield (Roof Only)	\$1.00/ sq ft
Techshield (Roof & Walls)	\$1.50/ sq ft
50 Year Floor ¾" T&G (8' wide)	\$45
50 Year Floor ¾" T&G (10' wide)	\$65
50 Year Floor ¾" T&G (12' wide)	\$85
50 Year Floor ¾" T&G (14' wide)	\$105

INSULATION	\$1.00/ sq ft
Floor Only	

CERTIFIED / ANCHORING

Engineered Drawings	\$195
4 Anchors	\$195
Extra Anchors	\$40/ea

DOORS

36" Single Door	\$235
36" Single 9-Lite Door	\$265
72" Double Door	\$300
72" Double 9-Lite Door	\$400
36" Single 4-Lite Door	\$300
72" Double 4-Lite Door	\$430
36" Prehung Single Door	\$360
36" Prehung Single 9-Lite Door	\$390
72" Prehung Double 9-Lite Door	\$600
Burglar Bars	\$215/ea

WINDOWS

24x36 Window	\$75
30x36 Window	\$95
30x36 Insulated Window	\$125
Window Security Bars (24" only)	\$125/ea
Louver Shutters	\$45/set
Raised Panel Shutters	\$65/set
Vinyl Flower Box	\$55

VENTS

Ridge Vent	\$8/lr ft
Octagon Vent (white)	\$45
1-Solar Vent	\$195
(suggested on: 8x8-10x16)	
2-Solar Vents	\$325
(suggested on: 10x20-12x24)	
3-Solar Vents	\$455
(suggested on: 12x28 and up)	

INTERIOR UPGRADES

2' Deep Work Bench	\$6/ft
3 Tier Shelves 1' Deep	\$12/ft
4' Deep Loft	\$12/ft
6' Deep Loft	\$18/ft
8' Deep Loft	\$24/ft
Pegboard 8'	\$45
Pegboard 10'	\$55
Pegboard 12'	\$65
Pegboard 14'	\$75
Heat & Air Unit	\$450
Air Conditioner	\$315

EXTERIOR UPGRADES

4' Porch -Vinyl Rail & Pickets	\$1295
6' Porch -Vinyl Rail & Pickets	\$1595
4' Porch -Wood Rail & Pickets	\$995
6' Porch -Wood Rail & Pickets	\$1195
Ramp Section (15½" x 70")	\$48
4 Sections for Double Door	
(not rated for heavy vehicles)	

GARAGE DOORS

(upgrades to 12" on-center Floor Joists)	
7' Wide Garage Door (min 10')	\$595
8' Wide Garage Door (min 12')	\$595
9' Wide Garage Door (min 14')	\$695
Insulated Garage Door	\$145
Windows in Garage Door	\$125
Carriage Style Door	\$175

GARAGE DOOR OPENERS

Opener (+1 remote)	\$345
Additional remote	\$45

ELECTRICAL

Breaker Box	\$185
Light Switch	\$40
TamperProof Outlet/Receptacle	\$50
Interior Light	\$40
TamperProof GFCI Outlet	\$95



See price listed on back cover.



Additional Options Shown:
 1- Single 9-Lite Door
 2- 24x36 Windows
 3-Set of Louver Shutters
 1- Porch -Vinyl Rail & Pickets



ADDITIONAL OPTIONS SHOWN

1- 24x36 Window,
 2- Sets of Louver Shutters



The extra interior height is great!
 Additional Options Shown: Techshield
 on walls and roof.



ADDITIONAL OPTIONS SHOWN

1- 24x36 Window,
 2- Sets of Louver Shutters

Standard Options



1- 72" Double
 Door



1- 24x36 Window



2- Standard
 Rectangle Vents



Architectural
 Shingles or
 Metal Roof



6'6" High Walls



Pressure Treated
 Floor Joists




5/8" Flooring




16"on-center
 Walls, Roof,
 & Floor Joists



7/16" Sheathing
 on Walls & Roof



1- 4' Loft
 (8x12-10x12)



2- 4' Loft
 (10x16-14x60)



Only at Sheds Direct!

Vinyl Barn

When you step into your Vinyl Barn, you will immediately notice the extra storage space in the loft. This extra space is great for storing those items you might only need a couple times a year. Get the barn look and still stay maintenance free!



Size	0-24"	24"-36"
8' Wide	\$100	\$200
10' Wide	\$150	\$275
12' Wide	\$225	\$375
14' Wide	\$325	\$500

There will be an additional charge for each pillar that exceeds these heights.

Size	Cash Price
8x12	\$2,995
8x16	\$3,295
10x12	\$3,495
10x16	\$3,895
10x20	\$4,295
12x12	\$3,995
12x16	\$4,595
12x20	\$5,195
12x24	\$5,795
12x28	\$6,495
12x32	\$7,195
14x16	\$5,995
14x20	\$6,695
14x24	\$7,395
14x28	\$8,095
14x32	\$8,795
14x36	\$9,595
14x40	\$10,495
14x44	\$11,395
14x48	\$12,295
14x52	\$13,195
14x56	\$14,095
14x60	\$14,995

Cash prices do not include sales tax. Prices subject to change.

Sizes per DOT regulations.

Additional Options

STRUCTURAL / PROTECTION

12" on-center floor joists	\$50/ sq ft
2x6 floor joist upgrade	\$145
Partition Wall	\$100
Techshield (Roof Only)	\$1.00/ sq ft
Techshield (Roof & Walls)	\$1.50/ sq ft
50 Year Floor ¾" T&G (8' wide)	\$45
50 Year Floor ¾" T&G (10' wide)	\$65
50 Year Floor ¾" T&G (12' wide)	\$85
50 Year Floor ¾" T&G (14' wide)	\$105

INSULATION

Floor Only	\$1.00/sq ft
Walls Only	\$1.75/sq ft
Roof Only	\$1.75/sq ft
Floors, Roof & Walls	\$4.00/sq ft

CERTIFIED / ANCHORING

Engineered Drawings	\$195
4 Anchors	\$195
Extra Anchors	\$40/ea

DOORS

36" Single Door	\$235
36" Single 9-Lite Door	\$265
72" Double Door	\$300
72" Double 9-Lite Door	\$400
36" Single 4-Lite Door	\$300
72" Double 4-Lite Door	\$430
36" Prehung Single Door	\$360
36" Prehung Single 9-Lite Door	\$390
72" Prehung Double 9-Lite Door	\$600
Burglar Bars	\$215/ea

WINDOWS

24x36 Window	\$75
30x36 Window	\$95
30x36 Insulated Window	\$125
Window Security Bars (24" only)	\$125/ea
Louver Shutters	\$45/set
Raised Panel Shutters	\$65/set
Vinyl Flower Box	\$55

VENTS

Ridge Vent	\$8/lr ft
Octagon Vent (white)	\$45
1-Solar Vent	\$195
(suggested on: 8x8-10x16)	
2-Solar Vents	\$325
(suggested on: 10x20-12x24)	
3-Solar Vents	\$455
(suggested on: 12x28 and up)	

INTERIOR UPGRADES

2' Deep Work Bench	\$6/ft
3 Tier Shelves 1' Deep	\$12/ft
4' Deep Loft	\$12/ft
6' Deep Loft	\$18/ft
8' Deep Loft	\$24/ft
Pegboard 8'	\$45
Pegboard 10'	\$55
Pegboard 12'	\$65
Pegboard 14'	\$75
Heat & Air Unit	\$450
Air Conditioner	\$315

EXTERIOR UPGRADES

4' Porch -Vinyl Rail & Pickets	\$1295
6' Porch -Vinyl Rail & Pickets	\$1595
4' Porch -Wood Rail & Pickets	\$995
6' Porch -Wood Rail & Pickets	\$1195
Ramp Section (15½" x 70")	\$48
4 Sections for Double Door	
(not rated for heavy vehicles)	

GARAGE DOORS

(upgrades to 12" on-center Floor Joists)	
7' Wide Garage Door (min 10')	\$595
8' Wide Garage Door (min 12')	\$595
9' Wide Garage Door (min 14')	\$695
Insulated Garage Door	\$145
Windows in Garage Door	\$125
Carriage Style Door	\$175

GARAGE DOOR OPENERS

Opener (+1 remote)	\$345
Additional remote	\$45

ELECTRICAL

Breaker Box	\$185
Light Switch	\$40
TamperProof Outlet/Receptacle	\$50
Interior Light	\$40
TamperProof GFCI Outlet	\$95





Additional Options Shown:
1- Prehung Single 9-Lite Door
1- Double 9-Lite Door
Louver Shutters



ADDITIONAL OPTIONS SHOWN

Your weekend getaway



Durable yet cozy interior!



Heating & Air Unit, 1- Prehung Single 9-Lite Door, Vinyl Exterior

Standard Options



1- 36" Prehung Single Door (swing in)



1- 30x36 Double Pane Insulated Window



Ridge Vent



Insulated Walls, Roof, and Floor



Paneling on Walls and Ceiling



1- Breaker Box



1- Interior Light



1- Light Switch



4- Tamper Proof Receptacles



50 Year Flooring

STAINED SIDING
upgrade available

FREE!

Cottage

The ultimate in comfort and space! The Cottage is designed to be your backyard pool house, craft area, man-cave, office, or even great for lake getaways! Design your Cottage to meet your needs. There are many options available! Clean out that extra bedroom that you use for hobbies, and bring home your Cottage today!



Size	0-24"	24"-36"
8' Wide	\$100	\$200
10' Wide	\$150	\$275
12' Wide	\$225	\$375
14' Wide	\$325	\$500

There will be an additional charge for each pillar that exceeds these heights.

Size	Cash Price
10x12	\$4,995
10x16	\$5,495
10x20	\$5,995
12x12	\$5,695
12x16	\$6,195
12x20	\$6,795
12x24	\$7,395
12x28	\$7,995
12x32	\$8,595
14x16	\$7,095
14x20	\$7,795
14x24	\$8,595
14x28	\$9,495
14x32	\$10,395
14x36	\$11,395
14x40	\$12,395
14x44	\$13,495
14x48	\$14,595

Cash prices do not include sales tax. Prices subject to change.
Sizes per DOT regulations.

Additional Options

STRUCTURAL / PROTECTION

12" on-center floor joists	\$.50/sq ft
2x6 floor joist upgrade	\$145
Interior Wall	\$45/linear ft
Techshield (Roof Only)	\$1.00/sq ft
Techshield (Roof & Walls)	\$1.50/sq ft

INSULATION

XI Insulation	
10x12-10x20	\$750
12x12-12x32	\$975
14x16-14x60	\$1185

CERTIFIED / ANCHORING

Engineered Drawings	\$195
4 Anchors	\$195
Extra Anchors	\$40/ea

DOORS

36" Prehung Single Door	\$360
36" Prehung Single 9-Lite Door	\$390
72" Prehung Double Door	\$500
72" Prehung Double 9-Lite Door	\$600
36" Interior Door	\$235
Burglar Bars	\$215/ea

WINDOWS

30x36 Insulated Window	\$125
Window Security Bars	\$125/ea
Louver Shutters	\$45/set
Raised Panel Shutters	\$65/set
Vinyl Flower Box	\$55

INTERIOR UPGRADES

Interior Paint (single color)	
10' - 12' wide	\$425
14' wide	\$525
Air Conditioner	\$315
Baseboard Heat	\$185
Heating & Air Unit	\$450
Laminate Flooring	\$2.10/sq ft

EXTERIOR UPGRADES

4' Porch -Vinyl Rail & Pickets	\$1295
6' Porch -Vinyl Rail & Pickets	\$1595
4' Porch -Wood Rail & Pickets	\$995
6' Porch -Wood Rail & Pickets	\$1195
Ramp Section (15½" x 70")	\$48
4 Sections for Double Door (not rated for heavy vehicles)	

STYLE UPGRADES

Vinyl Deluxe	15% of cash price
Smart Barn	25% of cash price
Painted Smart Barn	25% of cash price
Vinyl Barn	30% of cash price

ELECTRICAL

Breaker Box	\$185
Light Switch	\$40
TamperProof Outlet/Receptacle	\$50
Interior Light	\$40
Exterior Light	\$95
TamperProof GFCI Outlet	\$95

NOTE: The Cottage is not intended to be a habitable space. Customer is responsible to confirm compliance with all applicable building codes before delivery. The Heat and Air units are intended to be used as supplemental heating and air conditioning only and not as the primary heating or cooling source.



See price listed on back cover.



Additional Options Shown:
1- 24x36 Windows
1- Garage Door



ADDITIONAL OPTIONS SHOWN
1- 24x36 Window



Double Barn Doors shown on end.



ADDITIONAL OPTIONS SHOWN
2- 24x36 Windows,
1- Single 9-Lite Door, Taller Walls,
4' Porch -Wood Rail & Pickets

Standard Options



1- 72" Double Barn Door



1- 24x36 Window



2- Standard Rectangle Vents



Architectural Shingles or Metal Roof



6'6" High Walls




16" on-center Pressure Treated Floor Joists



5/8" Flooring



24"on-center Walls, and Roof



Sealed w/ Exterior Grade Stain



7/16" Sheathing on Roof



Only at Sheds Direct

Utility

This budget friendly shed is as the name suggests. The "Utility" will provide practical everyday storage, year after year.

Size	0-24"	24"-36"
8' Wide	\$100	\$200
10' Wide	\$150	\$275
12' Wide	\$225	\$375
14' Wide	\$325	\$500

There will be an additional charge for each pillar that exceeds these heights.

Size	Cash Price
8x12	\$1,695
8x16	\$2,245
10x12	\$2,145
10x16	\$2,575
10x20	\$3,195
12x12	\$3,045
12x16	\$3,195
12x20	\$3,645
12x24	\$4,175
12x28	\$4,825
12x32	\$5,395
14x16	\$4,595
14x20	\$5,095
14x24	\$5,675
14x28	\$6,375
14x32	\$7,275
14x36	\$8,125
14x40	\$8,775
14x44	\$9,675
14x48	\$10,575
14x52	\$11,475
14x56	\$12,375
14x60	\$13,275

Cash prices do not include sales tax.
Prices subject to change. Sizes per DOT regulations.

Additional Options

STRUCTURAL / PROTECTION

12" on-center floor joists	\$.50/sq ft
2x6 floor joist upgrade	\$145
Partition Wall	\$100
Taller Wall Package (90" inside)	\$285
Techshield (Roof Only)	\$1.00/sq ft
50 Year Floor ¾" T&G (8' wide)	\$45
50 Year Floor ¾" T&G (10' wide)	\$65
50 Year Floor ¾" T&G (12' wide)	\$85
50 Year Floor ¾" T&G (14' wide)	\$105

CERTIFIED / ANCHORING

Engineered Drawings	\$195
4 Anchors	\$195
Extra Anchors	\$40/ea

DOORS

36" Single Barn Door	\$50
72" Double Barn Door	\$100
36" Prehung Single Door	\$360
36" Prehung Single 9-Lite Door	\$390
Burglar Bars	\$215/ea

WINDOWS

24x36 Window	\$75
Window Security Bars (24" only)	\$125/ea

VENTS

Ridge Vent	\$8/lr ft
1-Solar Vent	\$195
(suggested on: 8x8-10x16)	
2-Solar Vents	\$325
(suggested on: 10x20-12x24)	
3-Solar Vents	\$455
(suggested on: 12x28 and up)	

INTERIOR UPGRADES

2' Deep Work Bench	\$6/ft
3 Tier Shelves 1' Deep	\$12/ft
4' Deep Loft	\$12/ft
6' Deep Loft	\$18/ft
8' Deep Loft	\$25/ft
Pegboard 8'	\$45
Pegboard 10'	\$55
Pegboard 12'	\$65
Pegboard 14'	\$75

EXTERIOR UPGRADES

4' Porch -Wood Rail & Pickets	\$995
6' Porch -Wood Rail & Pickets	\$1195
Ramp Section (15½" x 70")	\$48
4 Sections for Double Door	
(not rated for heavy vehicles)	

GARAGE DOORS

(upgrades to 12" on-center Floor Joists)	
7' Wide Garage Door (min 10')	\$595
8' Wide Garage Door (min 12')	\$595
9' Wide Garage Door (min 14')	\$695
Insulated Garage Door	\$145
Windows in Garage Door	\$125
Carriage Style Door	\$175

Note: All garage doors will be brown.

GARAGE DOOR OPENERS

Opener (+1 remote)	\$345
Additional remote	\$45

ELECTRICAL

Breaker Box	\$185
Light Switch	\$40
TamperProof Outlet/Receptacle	\$50
Interior Light	\$40
TamperProof GFCI Outlet	\$95



See price listed on back cover.



Double Barn Doors shown on end.



ADDITIONAL OPTIONS SHOWN
1- 24x36 Window



ADDITIONAL OPTIONS SHOWN
6' Porch -Wood Rail & Pickets,
2- 24x36 Windows,
1- Single 9-Lite Door



ADDITIONAL OPTIONS SHOWN
1- Garage Door,
1- 24x36 Window

Standard Options



1- 72" Double Barn Door



1- 24x36 Window



2- Standard Rectangle Vents



Architectural Shingles or Metal Roof



6'6" High Walls



Pressure Treated Floor Joists




5/8" Flooring




24" on-center Walls, and Roof



7/16" Sheathing on Roof



1- 4' Loft (8x12-10x12)
2- 4' Loft (10x16-16x20)



Sealed w/ Exterior Grade Stain



Only at Sheds Direct

Lofted Barn

The Lofted Barn is a traditional multipurpose storage barn that works great for any home's outdoor space. Headroom isn't an issue with the lofted ceiling which makes this an optimal shed for your backyard.



Size	0-24"	24"-36"
8' Wide	\$100	\$200
10' Wide	\$150	\$275
12' Wide	\$225	\$375
14' Wide	\$325	\$500

There will be an additional charge for each pillar that exceeds these heights.

Size	Cash Price
8x12	\$2,025
8x16	\$2,325
10x12	\$2,475
10x16	\$2,895
10x20	\$3,475
12x12	\$3,275
12x16	\$3,575
12x20	\$3,995
12x24	\$4,775
12x28	\$5,475
12x32	\$5,875
14x16	\$5,175
14x20	\$5,625
14x24	\$6,195
14x28	\$7,025
14x32	\$7,925
14x36	\$8,575
14x40	\$8,995
14x44	\$9,675
14x48	\$10,575
14x52	\$11,475
14x56	\$12,375
14x60	\$13,275

Cash prices do not include sales tax. Prices subject to change.
Sizes per DOT regulations.

Additional Options

STRUCTURAL / PROTECTION

12" on-center floor joists	\$.50/sq ft
2x6 floor joist upgrade	\$145
Partition Wall	\$100
Techshield (Roof Only)	\$1.00/sq ft
50 Year Floor ¾" T&G (8' wide)	\$45
50 Year Floor ¾" T&G (10' wide)	\$65
50 Year Floor ¾" T&G (12' wide)	\$85
50 Year Floor ¾" T&G (14' wide)	\$105

CERTIFIED / ANCHORING

Engineered Drawings	\$195
4 Anchors	\$195
Extra Anchors	\$40/ea

DOORS

36" Single Barn Door	\$50
72" Double Barn Door	\$100
36" Prehung Single Door	\$360
36" Prehung Single 9-Lite Door	\$390
Burglar Bars	\$215/ea

WINDOWS

24x36 Window	\$75
Window Security Bars (24" only)	\$125/ea

VENTS

Ridge Vent	\$8/lr ft
1-Solar Vent	\$195
(suggested on: 8x8-10x16)	
2-Solar Vents	\$325
(suggested on: 10x20-12x24)	
3-Solar Vents	\$455
(suggested on: 12x28 and up)	

INTERIOR UPGRADES

2' Deep Work Bench	\$6/ft
3 Tier Shelves 1' Deep	\$12/ft
4' Deep Loft	\$12/ft
6' Deep Loft	\$18/ft
8' Deep Loft	\$24/ft
Pegboard 8'	\$45
Pegboard 10'	\$55
Pegboard 12'	\$65
Pegboard 14'	\$75

EXTERIOR UPGRADES

4' Porch -Wood Rail & Pickets	\$995
6' Porch -Wood Rail & Pickets	\$1195
Ramp Section (15½" x 70")	\$48
4 Sections for Double Door	
(not rated for heavy vehicles)	

GARAGE DOORS

(upgrades to 12" on-center Floor Joists)	
7' Wide Garage Door (min 10')	\$595
8' Wide Garage Door (min 12')	\$595
9' Wide Garage Door (min 14')	\$695
Insulated Garage Door	\$145
Windows in Garage Door	\$125
Carriage Style Door	\$175

Note: All garage doors will be brown.

GARAGE DOOR OPENERS

Opener (+1 remote)	\$345
Additional remote	\$45

ELECTRICAL

Breaker Box	\$185
Light Switch	\$40
TamperProof Outlet/Receptacle	\$50
Interior Light	\$40
TamperProof GFCI Outlet	\$95

Note: 80" Tall barn doors can be upgraded for \$100 for 10' wide and larger barns on the gable end.



See price listed on back cover.



Double Barn Doors shown on end.

What makes this shed so “Smart”?

Smart Sheds are made with specific material to give you the look of the Utility, but with less maintenance. Saving time, energy, and money is always a smart choice.

Standard Options



1- 72" Double Barn Door



1- 24x36 Window



2- Standard Rectangle Vents



Architectural Shingles or Metal Roof



6'6" High Walls



Pressure Treated Floor Joists



5/8" Flooring



16" on-center Walls, Roof, & Floor Joists



Exterior Grade Stain



Only at Sheds Direct!

“Quality! We went to 5 or 6 other company builders. Like comparing a Mercedes to a VW Bug.”

– Duane & Denise
Newton, NC

Smart Shed

All the everyday practicality of the Utility, but with Smartside exterior for added durability and longevity.



Size	0-24"	24"-36"
8' Wide	\$100	\$200
10' Wide	\$150	\$275
12' Wide	\$225	\$375
14' Wide	\$325	\$500

There will be an additional charge for each pillar that exceeds these heights.

Size	Cash Price
8x12	\$2,195
8x16	\$2,495
10x12	\$2,595
10x16	\$2,995
10x20	\$3,395
12x12	\$3,295
12x16	\$3,795
12x20	\$4,295
12x24	\$4,895
12x28	\$5,495
12x32	\$6,195
14x16	\$5,095
14x20	\$5,695
14x24	\$6,395
14x28	\$7,195
14x32	\$7,995
14x36	\$8,815
14x40	\$9,795
14x44	\$10,695
14x48	\$11,595
14x52	\$12,495
14x56	\$13,395
14x60	\$14,295

Cash prices do not include sales tax. Prices subject to change.
Sizes per DOT regulations.

Additional Options

STRUCTURAL / PROTECTION

12" on-center floor joists	\$.50/sq ft
2x6 floor joist upgrade	\$145
Partition Wall	\$100
Taller Wall Package (90" inside)	\$285
Techshield (Roof Only)	\$1.00/sq ft
Techshield (Roof & Walls)	\$1.50/sq ft
50 Year Floor ¾" T&G (8' wide)	\$45
50 Year Floor ¾" T&G (10' wide)	\$65
50 Year Floor ¾" T&G (12' wide)	\$85
50 Year Floor ¾" T&G (14' wide)	\$105

CERTIFIED / ANCHORING

Engineered Drawings	\$195
4 Anchors	\$195
Extra Anchors	\$40/ea

DOORS

36" Single Barn Door	\$50
72" Double Barn Door	\$100
36" Prehung Single Door	\$360
36" Prehung Single 9-Lite Door	\$390
Burglar Bars	\$215/ea

WINDOWS

24x36 Window	\$75
Window Security Bars (24" only)	\$125/ea

VENTS

Ridge Vent	\$8/lr ft
1-Solar Vent	\$195
(suggested on: 8x8-10x16)	
2-Solar Vents	\$325
(suggested on: 10x20-12x24)	
3-Solar Vents	\$455
(suggested on: 12x28 and up)	

INTERIOR UPGRADES

2' Deep Work Bench	\$6/ft
3 Tier Shelves 1' Deep	\$12/ft
4' Deep Loft	\$12/ft
6' Deep Loft	\$18/ft
8' Deep Loft	\$24/ft
Pegboard 8'	\$45
Pegboard 10'	\$55
Pegboard 12'	\$65
Pegboard 14'	\$75

EXTERIOR UPGRADES

4' Porch -Wood Rail & Pickets	\$995
6' Porch -Wood Rail & Pickets	\$1195
Ramp Section (15½" x 70")	\$48
4 Sections for Double Door	
(not rated for heavy vehicles)	

GARAGE DOORS

(upgrades to 12" on-center Floor Joists)	
7' Wide Garage Door (min 10')	\$595
8' Wide Garage Door (min 12')	\$595
9' Wide Garage Door (min 14')	\$695
Insulated Garage Door	\$145
Windows in Garage Door	\$125
Carriage Style Door	\$175

Note: All garage doors will be brown.

GARAGE DOOR OPENERS

Opener (+1 remote)	\$345
Additional remote	\$45

ELECTRICAL

Breaker Box	\$185
Light Switch	\$40
TamperProof Outlet/Receptacle	\$50
Interior Light	\$40
TamperProof GFCI Outlet	\$95



SMARTSIDE





Additional Options Shown:
 1- 24x36 Window
 1- Set of Burglar Bars
 2- Set of Security Bars

Fun Fact:

The Burglar Bars latch in the middle allowing you to lock them, but when not in use they swing down and out of the way as not to interfere with the doors.

Standard Options



1- 72" Double Barn Door



1- 24x36 Window



2- Standard Rectangle Vents



Architectural Shingles or Metal Roof



6'6" High Walls



Pressure Treated Floor Joists




5/8" Flooring




16" on-center Walls, Roof, & Floor Joists



Sealed w/ Exterior Grade Stain



1- 4' Loft (8x12-10x12)



2- 4' Loft (10x16-14x60)



Only at Sheds Direct!

Smart Barn

All the features and benefits of the Lofted Barn, but with Smartside exterior for added durability and longevity.



Size	0-24"	24"-36"
8' Wide	\$100	\$200
10' Wide	\$150	\$275
12' Wide	\$225	\$375
14' Wide	\$325	\$500

There will be an additional charge for each pillar that exceeds these heights.

Size	Cash Price
8x12	\$2,295
8x16	\$2,595
10x12	\$2,795
10x16	\$3,195
10x20	\$3,695
12x12	\$3,795
12x16	\$4,295
12x20	\$4,795
12x24	\$5,295
12x28	\$5,795
12x32	\$6,395
14x16	\$5,795
14x20	\$6,395
14x24	\$7,095
14x28	\$7,895
14x32	\$8,695
14x36	\$9,495
14x40	\$10,295
14x44	\$11,195
14x48	\$11,995
14x52	\$12,795
14x56	\$13,595
14x60	\$14,395

Cash prices do not include sales tax. Prices subject to change.
Sizes per DOT regulations.

Additional Options

STRUCTURAL / PROTECTION

12" on-center floor joists	\$.50/sq ft
2x6 floor joist upgrade	\$145
Partition Wall	\$100
Techshield (Roof Only)	\$1.00/ sq ft
Techshield (Roof & Walls)	\$1.50/sq ft
50 Year Floor ¾" T&G (8' wide)	\$45
50 Year Floor ¾" T&G (10' wide)	\$65
50 Year Floor ¾" T&G (12' wide)	\$85
50 Year Floor ¾" T&G (14' wide)	\$105

CERTIFIED / ANCHORING

Engineered Drawings	\$195
4 Anchors	\$195
Extra Anchors	\$40/ea

DOORS

36" Single Barn Door	\$50
72" Double Barn Door	\$100
36" Prehung Single Door	\$360
36" Prehung Single 9-Lite Door	\$390
Burglar Bars	\$215/ea

WINDOWS

24x36 Window	\$75
Window Security Bars (24" only)	\$125/ea

VENTS

Ridge Vent	\$8/lr ft
1-Solar Vent	\$195
(suggested on: 8x8-10x16)	
2-Solar Vents	\$325
(suggested on: 10x20-12x24)	
3-Solar Vents	\$455
(suggested on: 12x28 and up)	

INTERIOR UPGRADES

2' Deep Work Bench	\$6/ft
3 Tier Shelves 1' Deep	\$12/ft
4' Deep Loft	\$12/ft
6' Deep Loft	\$18/ft
8' Deep Loft	\$24/ft
Pegboard 8'	\$45
Pegboard 10'	\$55
Pegboard 12'	\$65
Pegboard 14'	\$75

EXTERIOR UPGRADES

4' Porch -Wood Rail & Pickets	\$995
6' Porch -Wood Rail & Pickets	\$1195
Ramp Section (15½" x 70")	\$48
4 Sections for Double Door	
(not rated for heavy vehicles)	

GARAGE DOORS

(upgrades to 12" on-center Floor Joists)	
7' Wide Garage Door (min 10')	\$595
8' Wide Garage Door (min 12')	\$595
9' Wide Garage Door (min 14')	\$695
Insulated Garage Door	\$145
Windows in Garage Door	\$125
Carriage Style Door	\$175

Note: All garage doors will be brown.

GARAGE DOOR OPENERS

Opener (+1 remote)	\$345
Additional remote	\$45

ELECTRICAL

Breaker Box	\$185
Light Switch	\$40
TamperProof Outlet/Receptacle	\$50
Interior Light	\$40
TamperProof GFCI Outlet	\$95

Note: 80" Tall barn doors can be upgraded for \$100 for 10' wide and larger barns on the gable end.



SMARTSIDE



See price listed on back cover.



How custom can I get?

It's up to you. With a variety of paint colors and building options we can build your perfect shed just how you want it.

Standard Options



1- 72" Double Barn Door



1- 24x36 Window



2- Standard Rectangle Vents



Architectural Shingles or Metal Roof



6'6" High Walls



Pressure Treated Floor Joists



5/8" Flooring



16" on-center Walls, Roof, & Floor Joists



7/16" Sheathing on Roof



Only at Sheds Direct!

“ We looked at several other structures; yours are built the best. ”

– Keith & Lisa Bernhard
Monroe, NC

Painted Smart Shed

Smartside exterior doesn't just mean you have to have a painted wood finish. With the Painted Smart Shed you can bring color to your backyard with a wide range of paint and trim color options.

Size	0-24"	24"-36"
8' Wide	\$100	\$200
10' Wide	\$150	\$275
12' Wide	\$225	\$375
14' Wide	\$325	\$500

There will be an additional charge for each pillar that exceeds these heights.

Size	Cash Price
8x12	\$2,395
8x16	\$2,695
10x12	\$2,695
10x16	\$2,995
10x20	\$3,395
12x12	\$3,495
12x16	\$3,995
12x20	\$4,495
12x24	\$4,995
12x28	\$5,595
12x32	\$6,295
14x16	\$5,195
14x20	\$5,795
14x24	\$6,495
14x28	\$7,295
14x32	\$8,095
14x36	\$8,995
14x40	\$9,895
14x44	\$10,795
14x48	\$11,695
14x52	\$12,595
14x56	\$13,495
14x60	\$14,495

Cash prices do not include sales tax. Prices subject to change.
Sizes per DOT regulations.

Additional Options

STRUCTURAL / PROTECTION

12" on-center floor joists	\$.50/sq ft
2x6 floor joist upgrade	\$145
Partition Wall	\$100
Taller Wall Package (90" inside)	\$285
Techshield (Roof Only)	\$1.00/sq ft
Techshield (Roof & Walls)	\$1.50/sq ft
50 Year Floor ¾"T&G (8' wide)	\$45
50 Year Floor ¾"T&G (10' wide)	\$65
50 Year Floor ¾"T&G (12' wide)	\$85
50 Year Floor ¾"T&G (14' wide)	\$105

CERTIFIED / ANCHORING

Engineered Drawings	\$195
4 Anchors	\$195
Extra Anchors	\$40/ea

DOORS

36" Single Barn Door	\$50
72" Double Barn Door	\$100
36" Prehung Single Door	\$360
36" Prehung Single 9-Lite Door	\$390
Burglar Bars	\$215/ea

WINDOWS

24x36 Window	\$75
Window Security Bars (24" only)	\$125/ea
Louver Shutters	\$45/set
Raised Panel Shutters	\$65/set
Vinyl Flower Box	\$55

VENTS

Ridge Vent	\$8/lr ft
1-Solar Vent	\$195
(suggested on: 8x8-10x16)	
2-Solar Vents	\$325
(suggested on: 10x20-12x24)	
3-Solar Vents	\$455
(suggested on: 12x28 and up)	

INTERIOR UPGRADES

2' Deep Work Bench	\$6/ft
3 Tier Shelves 1' Deep	\$12/ft
4' Deep Loft	\$12/ft
6' Deep Loft	\$18/ft
8' Deep Loft	\$24/ft
Pegboard 8'	\$45
Pegboard 10'	\$55
Pegboard 12'	\$65
Pegboard 14'	\$75

EXTERIOR UPGRADES

4' Porch -Wood Rail & Pickets	\$995
6' Porch -Wood Rail & Pickets	\$1195
Ramp Section (15½" x 70")	\$48
4 Sections for Double Door	
(not rated for heavy vehicles)	

GARAGE DOORS

(upgrades to 12" on-center Floor Joists)	
7' Wide Garage Door (min 10')	\$595
8' Wide Garage Door (min 12')	\$595
9' Wide Garage Door (min 14')	\$695
Insulated Garage Door	\$145
Windows in Garage Door	\$125
Carriage Style Door	\$175

GARAGE DOOR OPENERS

Opener (+1 remote)	\$345
Additional remote	\$45

ELECTRICAL

Breaker Box	\$185
Light Switch	\$40
TamperProof Outlet/Receptacle	\$50
Interior Light	\$40
TamperProof GFCI Outlet	\$95



SMARTSIDE





Additional Options Shown:
1- 24x36 Window
2- Sets of Louver Shutters

Tip:

If you plan on using your wheelbarrow often, we offer ramps to fit all door sizes so that going from inside to outside is a smooth transition.

Standard Options



1- 72" Double Barn Door



1- 24x36 Window



2- Standard Rectangle Vents



Architectural Shingles or Metal Roof



6'6" High Walls



Pressure Treated Floor Joists




5/8" Flooring




16" on-center Walls, Roof, & Floor Joists



7/16" Sheathing on Roof



1- 4' Loft (8x12-10x12)



2- 4' Loft (10x16-14x60)



Only at Sheds Direct

Painted Smart Barn

The only thing to make a Smart Barn better is to add some color. Make your garden space a little more you with custom colors.

Size	0-24"	24"-36"
8' Wide	\$100	\$200
10' Wide	\$150	\$275
12' Wide	\$225	\$375
14' Wide	\$325	\$500

There will be an additional charge for each pillar that exceeds these heights.

Size	Cash Price
8x12	\$2,495
8x12	\$2,595
8x16	\$2,895
10x12	\$3,195
10x16	\$3,595
10x20	\$3,995
12x12	\$3,795
12x16	\$4,395
12x20	\$4,995
12x24	\$5,595
12x28	\$6,195
12x32	\$6,895
14x16	\$5,595
14x20	\$6,295
14x24	\$6,995
14x28	\$7,695
14x32	\$8,495
14x36	\$9,295
14x40	\$10,095
14x44	\$10,995
14x48	\$11,895
14x52	\$12,795
14x56	\$13,695
14x60	\$14,695

Cash prices do not include sales tax. Prices subject to change.
Sizes per DOT regulations.

Additional Options

STRUCTURAL / PROTECTION

12" on-center floor joists	\$.50/sq ft
2x6 floor joist upgrade	\$145
Partition Wall	\$100
Techshield (Roof Only)	\$1.00/sq ft
Techshield (Roof & Walls)	\$1.50/ sq ft
50 Year Floor ¾" T&G (8' wide)	\$45
50 Year Floor ¾" T&G (10' wide)	\$65
50 Year Floor ¾" T&G (12' wide)	\$85
50 Year Floor ¾" T&G (14' wide)	\$105

CERTIFIED / ANCHORING

Engineered Drawings	\$195
4 Anchors	\$195
Extra Anchors	\$40/ea

DOORS

36" Single Barn Door	\$50
72" Double Barn Door	\$100
36" Prehung Single Door	\$360
36" Prehung Single 9-Lite Door	\$390
Burglar Bars	\$215/ea

WINDOWS

24x36 Window	\$75
Window Security Bars (24" only)	\$125/ea
Louver Shutters	\$45/set
Raised Panel Shutters	\$65/set
Vinyl Flower Box	\$55

Note: 80" Tall barn doors can be upgraded for \$100 for 10' wide and larger barns on the gable end.

VENTS

Ridge Vent	\$8/lr ft
1-Solar Vent	\$195
(suggested on: 8x8-10x16)	
2-Solar Vents	\$325
(suggested on: 10x20-12x24)	
3-Solar Vents	\$455
(suggested on: 12x28 and up)	

INTERIOR UPGRADES

2' Deep Work Bench	\$6/ft
3 Tier Shelves 1' Deep	\$12/ft
4' Deep Loft	\$12/ft
6' Deep Loft	\$18/ft
8' Deep Loft	\$24/ft
Pegboard 8'	\$45
Pegboard 10'	\$55
Pegboard 12'	\$65
Pegboard 14'	\$75

EXTERIOR UPGRADES

4' Porch -Wood Rail & Pickets	\$995
6' Porch -Wood Rail & Pickets	\$1195
Ramp Section (15½" x 70")	\$48
4 Sections for Double Door	
(not rated for heavy vehicles)	

GARAGE DOORS

(upgrades to 12" on-center Floor Joists)	
7' Wide Garage Door (min 10')	\$595
8' Wide Garage Door (min 12')	\$595
9' Wide Garage Door (min 14')	\$695
Insulated Garage Door	\$145
Windows in Garage Door	\$125
Carriage Style Door	\$175

GARAGE DOOR OPENERS

Opener (+1 remote)	\$345
Additional remote	\$45


ELECTRICAL

Breaker Box	\$185
Light Switch	\$40
TamperProof Outlet/Receptacle	\$50
Interior Light	\$40
TamperProof GFCI Outlet	\$95



SMARTSIDE





Perfect for raising chickens on your hobby farm and enjoying fresh eggs right from your backyard!

Featuring: 8x10 (Five Nesting Boxes)

Dog Kennels & Chicken Coops

CHICKEN COOP*

Standard Features:

- Single Chicken Door
- Single Wooden Walk-In Door
- Easy Access Nesting Boxes
- Techshield Interior

Size	Cash Price
6x8	\$1,595
8x10	\$1,995

Cash prices do not include sales tax. Prices subject to change.
Sizes per DOT regulations.



Dog Kennel

Where
do your eggs
come from?

DOG KENNELS*

Standard Features:

- 1- Adult Sized Door
- Architectural Shingles or Metal Roof
- Siding: Smartside (Stained)
- 6'6" Wall Height
- Pressure Treated Floor Joists
- Techshield Roof
- 5/8" Flooring

Size	Runs	Cash Price
8x12	2- 4'x6'	\$2,695
8x16	2- 4'x9'	\$3,495
12x16	3- 4'x9'	\$3,995
12x28	6- 4'x9'	\$7,495

Note: For a 10% upcharge the siding color can be chosen from the available paint colors.

Clubhouse

PAINTED CLUBHOUSE

Size	Cash Price
8x12	\$2,295
8x14	\$2,595
8x16	\$2,895
8x20	\$3,395

Standard Features:

- 1- 36" Adult Size Door
- 1- Kid Size Door
- Kids Porch
- 3- 14x21 Windows
- 1- Kid Size Porch Swing
- Loft with a Ladder

Cash prices do not include sales tax. Prices subject to change.
Sizes per DOT regulations.



LP SMARTSIDE



ADDITIONAL OPTIONS

14x21 Window
Flower Box

\$65
\$55

4 Anchors
Extra Anchors
Kid Size Porch Swing

\$195
\$40/ea.
\$75





Ask your local dealer about our Limited Lifetime Warranty that comes STANDARD on all our buildings.

Playhouse

Standard Features:

- 1- 36" Adult Size Door
- 1- Kid Size Door
- Kids Porch
- 3- 14x21 Windows
- 1- Kid Size Porch Swing
- Loft with a Ladder
- Architectural Singles or Metal Roof

PAINTED BARN PLAYHOUSE

Size	Cash Price
8x12	\$2,695
8x14	\$2,995
8x16	\$3,295
8x20	\$3,795

Cash prices do not include sales tax. Prices subject to change.
Sizes per DOT regulations.



ADDITIONAL OPTIONS

14x21 Window
Flower Box

\$65
\$55

4 Anchors
Extra Anchors
Kid Size Porch Swing

\$195
\$40/ea.
\$75



Candyland

PAINTED CANDYLAND BARN PLAYHOUSE

Size	Cash Price
8x12	\$3,095
8x14	\$3,395
8x16	\$3,695
8x20	\$4,195

Standard Features:

- 1- 36" Adult Size Door
- 1- Kid Size Door
- Kids Porch
- 3- 14x21 Windows
- 1- Kid Size Porch Swing
- Loft with a Ladder
- Architectural Singles or Metal Roof



ADDITIONAL OPTIONS

14x21 Window
Flower Box

\$65
\$55

4 Anchors
Extra Anchors
Kid Size Porch Swing

\$195
\$40/ea.
\$75



Candyland

Standard Features:

- 1- 36" Adult Size Door
- 1- Kid Size Door
- Kids Porch
- 3- 14x21 Windows
- 1- Kid Size Porch Swing (*not shown*)
- Loft with a Ladder
- Architectural Singles or Metal Roof

PAINTED CANDYLAND CLUBHOUSE

Size	Cash Price
8x12	\$2,695
8x14	\$3,095
8x16	\$3,295
8x20	\$3,795



ADDITIONAL OPTIONS

14x21 Window
Flower Box

\$65
\$55

4 Anchors
Extra Anchors
Kid Size Porch Swing

\$195
\$40/ea.
\$75



Roof

Shingle Roof



Black



Desert



Dove



Green



Hearthstone



Heather



Sienna



Weathered




▶ - Not available in Chicken coops and Dog Kennels




Metal Roof



Black




Green



Red



Charcoal




Brown




Light Gray




Light Stone




Bright White



Bright Red
(+\$100)




Copper Penny
(+\$100)




Gallery Blue
(+\$100)



Burnished Slate
(+\$100)




Ivory
(+\$100)




Blue
(+\$100)



Burgundy
(+\$100)



Clay
(+\$100)



Tan
(+\$100)



Zinc Gray
(+\$100)

Actual colors may vary.

Paint & Trim Colors



Almond



Blue



Clay



Cream



Flint



Gray



White



Tan



Pearl



Olive



Mist



Blue-S



Brown-S



Gray-S




Green-S



Red-S



Black-S



Purple



Lime Green




Note: On any Vinyl Building the corner pieces come standard and are the same color as the siding. The fascia, drip edge, and door/window trims are always white. The siding color can be chosen from the available colors.

Actual colors may vary.

Paint



Orange
◇




Pink
◇




Carolina Blue
◇



Naval
◇




Hearthrob
◇




Novel Lilac
◇



Calypso
◇



Daffodil
◇




Exuberant Pink
◇

◇ - Only available on the Painted Clubhouse, Painted Barn Playhouse, Candyland Barn, Playhouse, and Candyland Clubhouse.



Vinyl



Almond



White



Mist



Gray



Clay



Cream



Tan



Pearl
(+\$100)




Flint
(+\$100)



Blue
(+\$100)



Olive
(+\$100)



Red
(+\$285)




♦ - Only available on the Vinyl Barn.

Actual colors may vary.


Shutters and Flower Boxes



Red-S




White-S



Black-S



Gray-S



Green-S


Louver



Raised Panel



Blue-S
(Louver Shutters only)



Brown-S

Flower Box

Add style and beauty to your shed with our vinyl flower boxes.



Doors



36" Single Barn Door
(Painted & Treated Available)



36" Single Door
★ available in Prehung



36" Single 4-Lite Door



36" Single 9-Lite Door
★ available in Prehung



72" Double Barn Door
(Painted & Treated Available)



72" Double Door



72" Double 4-Lite Door



72" Double 9-Lite Door
★ available in Prehung

Note: All single pre hung doors on cottages will swing in as standard. All other pre hung doors will swing out. The door handle will come standard on the left side of the door but can be changed to the right side if noted on the order.



8'-9' Standard Garage Door



8'-9' Standard Garage Door
w/ Stockton Windows



8'-9' Standard Garage Door
w/ Summerton Windows

Doors/Windows

Windows



14x21



24x36



30x36

★ Insulated option available

★ Brown windows are used for treated sheds.

SECURITY

Burglar Bars
(available for double
and single doors)



Windows Security Bars
(24" only)



For a complete list of
building options visit:
ShedsDirectinc.com

Garage Doors

Insulated garage doors are available for every style.



8'-9' Carriage Style Garage Door



8'-9' Carriage Style Garage Door
w/ Stockton Windows



8'-9' Carriage Style Garage Door
w/ Summerton Windows

Which would you rather do?

A. Pay for a storage unit far from your home and get nothing in return for your fuel costs and inconvenience,

OR

B. Rent To Own or Finance a building the size, color, and style you want, delivered to your backyard that you can own outright one day?
Make the **SMART** choice, and **RENT-TO-OWN** or **Finance Today!**

Rent To Own

Easy Terms! No Credit Check Required!

LOW Down Payment! With low down payments and fast delivery, Sheds Direct makes it affordable and easy to have a shed in your backyard in no time!

Convenience! Have you recently purchased a new lawnmower that you want to keep safe and dry? Need a place to organize your seasonal items? How about a man cave or pool house? All of this can happen with a Sheds Direct storage barn. Rent-to-own makes it easy!

Early Payoff! You may also purchase the building at any point! You can cancel the rental contract at any time, simply by calling us and requesting that we pick up the building at no further cost to you.



We built it right! on-site.

Only 25% of your building purchase subtotal, or min of \$1000



Size	0-24"	24"-36"
8' Wide	\$100	\$200
10' Wide	\$150	\$275
12' Wide	\$225	\$375
14' Wide	\$325	\$500

There will be an additional charge for each pillar that exceeds these heights.

Financing Options

Flexible Terms! Avoid finance charges by utilizing our 6 months/12 months same as cash offers.

Competitive Rates! Offering the best rates in the industry, financing makes it easy for you to purchase the storage building, cottage, or play set of your dreams.

LOW Monthly Payments! Extend the life of your loan up to 60 months for a budget friendly, affordable monthly payment. Early payoff is also available!

Simple Approval Process! Get pre-approved in seconds online or at your local dealership without impacting your credit score.



We stand by our Sheds. We want you to have peace of mind in knowing that your shed is going to stand up to day-to-day task. For more information about our warranty please ask your local dealer.

Sheds Direct, Inc. and its associates are not responsible for permits, restrictions, set backs, and yard damage.